



**TEST REPORT**  
**IEC 60335-2-15**  
**Safety of household and similar electrical appliances**  
**Part 2: Particular requirements for appliances for heating liquids**

**Report Number** .....: 160501336SHA-001  
**Date of issue** .....: 2016-05-23; Amendment 1: 2016-11-01  
**Total number of pages**.....: 19 pages test report (include 8 pages photos)

**Applicant's name**.....: Ningbo Poogoo Electrical Appliance Co., Ltd.  
**Address** .....: Puyan Village Ditang Street Yuyao Zhejiang China

**Test specification:**

**Standard** .....: IEC 60335-2-15:2002 (Fifth edition) + A1:2005 + A2:2008 in conjunction with IEC 60335-1:2010 (Fifth Edition)  
 EN 60335-2-15:2002+A1:2005+A2:2008+A11:2012+AC:2013 used in conjunction with EN 60335-1:2012+A11:2014+AC:2014 and EN 62233:2008

**Test procedure** .....: --

**Non-standard test method**.....: N/A

**Test Report Form No**.....: IEC60335\_2\_15I

**Test Report Form(s) Originator**.....: IMQ S.p.A.

**Master TRF**.....: Dated 2012-03

**Copyright © 2012 Worldwide System for Conformity Testing and Certification of Electrotechnical Equipment and Components (IECEE), Geneva, Switzerland. All rights reserved.**

This publication may be reproduced in whole or in part for non-commercial purposes as long as the IECEE is acknowledged as copyright owner and source of the material. IECEE takes no responsibility for and will not assume liability for damages resulting from the reader's interpretation of the reproduced material due to its placement and context.

**Test item description** .....: Water Kettle





**Trade Mark** .....: -

**Manufacturer** .....: Same as applicant

**Model/Type reference** .....: PK-1001, PK-1008, PK-1008C, PK-1009, PK-1009C, PK-3008, PK-3010, PK-S1401, PK-S1401E, PK-S1408

**Ratings** .....: 220-240V~, 50/60Hz, Class I  
 PK-1001: 750-900W;  
 PK-1008, PK-1008C, PK-1009, PK-1009C, PK-3008, PK-3010: 1850-2200W;  
 PK-S1401, PK-S1401E: 1680-2000W;  
 PK-S1408: 1350-1600W

<b>Testing procedure and testing location:</b>		
<input checked="" type="checkbox"/>	<b>Testing Laboratory:</b>	Intertek Testing Services Shanghai
<b>Testing location/ address..... :</b>		Building No.86, 1198 Qinzhou Road (North), Shanghai, 200233, China
<input type="checkbox"/>	<b>Associated CB Laboratory:</b>	N/A
<b>Testing location/ address..... :</b>		
<b>Tested by (name + signature) .....</b>		Mark Zhang <i>Mark Zhang</i>
<b>Approved by (name + signature) ..</b>		Gavin Fu <i>Gavin Fu</i>
<input type="checkbox"/>	<b>Testing procedure: TMP</b>	N/A
<b>Testing location/ address..... :</b>		
<b>Tested by (name + signature) .....</b>		N/A
<b>Approved by (name + signature) ..</b>		N/A
<input type="checkbox"/>	<b>Testing procedure: WMT</b>	N/A
<b>Testing location/ address..... :</b>		
<b>Tested by (name + signature) .....</b>		N/A
<b>Witnessed by (name + signature) ..</b>		N/A
<b>Approved by (name + signature) ..</b>		N/A
<input type="checkbox"/>	<b>Testing procedure: SMT</b>	N/A
<b>Testing location/ address..... :</b>		
<b>Tested by (name + signature) .....</b>		N/A
<b>Approved by (name + signature) ..</b>		N/A
<b>Supervised by (name + signature) :</b>		N/A
<input type="checkbox"/>	<b>Testing procedure: RMT</b>	N/A
<b>Testing location/ address..... :</b>		
<b>Tested by (name + signature) .....</b>		N/A
<b>Approved by (name + signature) ..</b>		N/A
<b>Supervised by (name + signature) :</b>		N/A

<p><b>List of Attachments (including a total number of pages in each attachment):</b></p> <p><b>Constructional data form(CDF): 7 pages</b></p>	
<p><b>Summary of testing:</b></p> <p>From the result of our inspection and tests on the submitted samples, we conclude that they comply with the requirements of the standards.</p> <p>Determination of the test result includes consideration of measurement uncertainty from the test equipment and methods.</p> <p>The (EU) 2015/1143 has been considered, the appliance is not intended to heat milk, coffee, or similar and there is no overflow risk during normal operation.</p>	
<p><b>Tests performed (name of test and test clause):</b></p> <p>Refer to description for Amendment 1 (page5) for details.</p>	<p><b>Testing location:</b></p> <p>Building No.86, 1198 Qinzhou Road (North), Shanghai, 200233, China</p>
<p><b>Summary of compliance with National Differences</b></p> <p><b>List of countries addressed: Germany</b></p> <p><input checked="" type="checkbox"/> <b>The product fulfils the requirements of <u>EN 60335-2-15:2002+A1:2005+A2:2008+A11:2012+AC:2013 used in conjunction with EN 60335-1:2012+A11:2014+AC:2014 and EN 62233:2008</u></b></p>	
<p><b>Copy of marking plate:</b> (representative)</p> <p>Marking of kettle body and its stand:</p> <div style="border: 1px solid black; padding: 10px; margin: 10px auto; width: fit-content;"> <p><b>PK-S1401</b></p> <p><b>220-240V~ 50/60Hz 1680-2000W</b></p> <div style="display: flex; justify-content: space-around; align-items: center;">     </div> <p>Ningbo Poogoo Electrical Appliance Co., Ltd Puyan Village Ditang Street Yuyao Zhejiang China</p> </div>	
<p><b>Remark:</b> When the equipment is vended to EU, then name and address of the importer or authorized representative within the EEA shall be added on the equipment.</p>	

<b>Test item particulars</b> .....	
<b>Classification of installation and use</b> .....	Class I, household and similar application
<b>Supply Connection</b> .....	Cord connection, type Y attachment
<b>Possible test case verdicts:</b>	
- test case does not apply to the test object.....	N/A
- test object does meet the requirement .....	P (Pass)
- test object does not meet the requirement.....	F (Fail)
<b>Testing</b> .....	
<b>Date of receipt of test item</b> .....	N/A
<b>Date (s) of performance of tests</b> .....	N/A
<b>General remarks:</b>	
<p>The test results presented in this report relate only to the object tested.            This report shall not be reproduced, except in full, without the written approval of the Issuing testing laboratory.            "(see Enclosure #)" refers to additional information appended to the report.            "(see appended table)" refers to a table appended to the report.            Throughout this report a <input checked="" type="checkbox"/> comma / <input type="checkbox"/> point is used as the decimal separator.</p> <p><b>This test report should be read in conjunction with the Construction Data Form (CDF).</b>            Appendix: Constructional Data Form (CDF)</p> <p>AfPS GS 2014:01 PAK is considered and passed, please refer to PAH test report 160501336SHA-001-PAH+A1 for detail.</p> <p>No obvious or conspicuous PAK/PAH issues was observed.</p> <p>This report is for the exclusive use of Intertek's Client and is provided pursuant to the agreement between Intertek and its Client. Intertek's responsibility and liability are limited to the terms and conditions of the agreement. Intertek assumes no liability to any party, other than to the Client in accordance with the agreement, for any loss, expense or damage occasioned by the use of this report. Only the Client is authorized to permit copying or distribution of this report and then only in its entirety. Any use of the Intertek name or one of its marks for the sale or advertisement of the tested material, product or service must first be approved in writing by Intertek. The observations and test results in this report are relevant only to the sample tested. This report by itself does not imply that the material, product, or service is or has ever been under an Intertek certification program.</p>	
<b>Manufacturer's Declaration per sub-clause 6.2.5 of IEC60335-2-15:</b>	
<b>The application for obtaining a CB Test Certificate includes more than one factory location and a declaration from the Manufacturer stating that the sample(s) submitted for evaluation is (are) representative of the products from each factory has been provided</b> .....	<input type="checkbox"/> Yes <input checked="" type="checkbox"/> Not applicable
<b>When differences exist; they shall be identified in the General product information section.</b>	
<b>Name and address of factory (ies)</b> .....	Ningbo Poogoo Electrical Appliance Co., Ltd Puyan Village Ditang Street Yuyao Zhejiang China

**General product information:**

The appliance covered in this report is water kettle for household and similar application.

All models incorporate temperature limiter and temperature controller to safeguard the appliances to safeguard itself.

All models characteristic refer to the following description:

1. PK-1008C, PK-1009C, PK-1001 has no base and others have.
2. As capacity:
  - PK-S1401, PK-S1401E, which capacity are 1, 0 litre.
  - PK-S1408, which capacity is Max.1, 0 litre and Min.0, 5 litre
  - PK-1001, PK-1008, PK-1008C, PK-1009, PK-1009C, PK-3008, PK-3010, which capacity are 1, 7 litre.
3. PK-S1401 is same as PK-S1401E. Except for PK-S1401E has a mechanical thermometer.
4. PK-1001, PK-1008, PK-1008C, PK-1009, PK-1009C, PK-3008, PK-3010 are different at the appearance and heating element.

All models incorporate alternative thermal controls and connectors, detail are listed as below:

Model	Temperature controller	Connector	Temperature limiter
PK-1008, PK-1009	R9296 (Strix Limited)	P6905 (Strix Limited)	--
	SDK-10A-1 (Fada)	SDK-10A-2 (Fada)	--
PK-1001, PK-1008C, PK-1009C	T7261 (Strix Limited)	--	--
	SDK-10A-1 (Fada)	--	--
PK-3008, PK-3010	U1521 (Strix Limited)	P72C (Strix Limited)	R4803 (Strix Limited)
	KSD-269-C (Fada)	KSD-269-2 (Fada)	SL-888 (Fada)
	YG-195(Apple)	YG-181(Apple)	SLD-113(Apple)
PK-S1401, PK-S1401E PK-S1408	U1621 (Strix Limited)	P72C91 (Strix Limited)	--
	KSD-269-1 (Fada)	KSD-269-2(Fada)	--

Tests are performed on all models, PK-1008C, PK-1001, PK-3008, PK-S1408, PK-S1401E are selected as representatives for the tests and other models are also tested while mentioned, finally only the most unfavourable results are recorded.

**Amendment 1:**

The original test report ref. 160501336SHA-001 issued on 2016-05-23, was modified on 2016-11-01 to include the following changes and additions:

- 1.Added 2 models: PK-1009, PK-1009C, they have the similar construction and critical component, some characteristic as following:
    - PK-1009 is same as PK-1008 expect a little different of water container.
    - PK-1009C is same as PK-1008C expect a little different of water container.
    - PK-1009 has base and PK-1009C has no base.
  - 2.Updated all component certificates and component Standards.
- Clauses Concerned: Cl.7 Annex EMF and 16 photos need to be concerned. Other clause which not mentioned in the report was referred to original test report.

IEC 60335_2_15I - ATTACHMENT			
Clause	Requirement - Test	Result - Remark	Verdict

7	MARKING AND INSTRUCTIONS		
7.1	Rated voltage or voltage range (V).....:	220-240	P
	Symbol for nature of supply, or.....:	~	P
	Rated frequency (Hz) .....:	50/60	P
	Rated power input (W), or .....:	Refer to marking	P
	Rated current (A) .....:		N/A
	Manufacturer's or responsible vendor's name, trademark or identification mark.....:	Refer to marking	P
	Model or type reference.....:	Refer to marking	P
	Symbol IEC 60417-5172, for class II appliances		N/A
	IP number, other than IPX0.....:		N/A
	Symbol IEC 60417-5180, for class III appliances, unless		N/A
	the appliance is operated by batteries only		N/A
	Symbol IEC 60417-5036, for the enclosure of electrically-operated water valves in external hose-sets for connection of an appliance to the water mains, if the working voltage exceeds extra-low voltage		N/A
	Appliances intended to be partially immersed in water for cleaning, marked with the maximum level of immersion and with the substance of the following: "Do not immerse beyond this level" (IEC 60335-2-15:2002)		N/A
	For kettles : level mark or other means which indicate the rated capacity (IEC 60335-2-15:2002)		P
	Unless they cannot be filled beyond their rated capacity (IEC 60335-2-15:2002)		N/A
	Mark outside of the kettle if the level is not self-evident (IEC 60335-2-15:2002)		P
	Marking on the appliance of the closed position of the lid of pressure cooker, if it is not obvious (IEC 60335-2-15:2002)		N/A
	Identification mark and model or type reference of stand for cordless kettles (IEC 60335-2-15:2002)		P
7.3	Range of rated values marked with the lower and upper limits separated by a hyphen	220-240V	P
	Different rated values marked with the values separated by an oblique stroke	50/60Hz	P

IEC 60335_2_15I - ATTACHMENT			
Clause	Requirement - Test	Result - Remark	Verdict
7.5	Appliances with more than one rated voltage or one or more rated voltage ranges, marked with rated input or rated current for each rated voltage or range, unless		P
	the power input is related to the arithmetic mean value of the rated voltage range		N/A
	Relation between marking for upper and lower limits of rated power input or rated current and voltage is clear		P
7.6	Correct symbols used		P
	Symbol for nature of supply placed next to rated voltage		P
	Symbol for class II appliances placed unlikely to be confused with other marking		N/A
	Units of physical quantities and their symbols according to international standardized system		P
7.8	Except for type Z attachment, terminals for connection to the supply mains indicated as follows:		
	- marking of terminals exclusively for the neutral conductor (letter N)		N/A
	- marking of protective earthing terminals (symbol IEC 60417-5019)		P
	- marking not placed on removable parts		P
7.9	Marking or placing of switches which may cause a hazard		P
7.10	Indications of switches on stationary appliances and controls on all appliances by use of figures, letters or other visual means .....	Use figures "0" and "1"	P
	This applies also to switches which are part of a control		P
	If figures are used, the off position indicated by the figure 0		P
	The figure 0 indicates only OFF position, unless no confusion with the OFF position		P
7.12	Instructions for safe use provided		P
	Details concerning precautions during user maintenance		P
	The instructions state that:		

IEC 60335_2_15I - ATTACHMENT			
Clause	Requirement - Test	Result - Remark	Verdict
	- the appliance is not to be used by persons (including children) with reduced physical, sensory or mental capabilities, or lack of experience and knowledge, unless they have been given supervision or instruction	Replaced by of EN60335-2-15/A11:2012	N/A
	- children being supervised not to play with the appliance	Replaced by of EN60335-2-15/A11:2012	N/A
	For a part of class III construction supplied from a detachable power supply unit, the instructions state that the appliance is only to be used with the unit provided		N/A
	Instructions for class III appliances state that it must only be supplied at SELV, unless		N/A
	it is a battery-operated appliance, the battery being charged outside the appliance		N/A
	Appliance incorporating an appliance inlet and intended to be immersed for cleaning, instructions include the following : (IEC 60335-2-15:2002)		
	- the connector must be remove before cleaning		N/A
	- the appliance inlet must be dried before the appliance is used again		N/A
	The instructions for use for appliances intended to be used with a connector incorporating a thermostat, state that only the appropriate connector must be used (IEC 60335-2-15:2002)		N/A
	Unless, kettles are constructed so that a hazard cannot arise from boiling water being ejected, the instructions for use include the following: (IEC 60335-2-15:2002)		
	- if the kettle is overfilled, boiling water may be ejected		P
	The instructions for use for kettles filled through a lid aperture which is situated below the handle, include the substance of the following: (IEC 60335-2-15:2002)		
	- Warning: "Position the lid so that steam is directed away from the handle"		N/A
	- Warning: "Do not remove the lid while the water is boiling"		N/A
	Instructions for cordless kettles state that the kettle is only to be used with the stand provided (IEC 60335-2-15:2002)		N/A
	If the kettle and stand of cordless kettles can be lifted together by gripping the handle of the kettle, the instructions for use include the substance of the following: (IEC 60335-2-15:2002)		
	- "Caution - Ensure that the kettle is switched off before removing it from its stand"		N/A

IEC 60335_2_15I - ATTACHMENT			
Clause	Requirement - Test	Result - Remark	Verdict
	Instructions for feeding bottle heaters:		
	- state that the food should not be heated for too long a period		N/A
	- state how to check that the correct food temperature has not been exceeded		N/A
	The instructions for use for appliances normally cleaned after use and not intended to be immersed in water for cleaning, state that the appliance must not be immersed (IEC 60335-2-15:2002)		P
	Instruction for pressure cooker : (IEC 60335-2-15:2002)		
	- state that the ducts in the pressure regulator allowing the escape of steam should be checked regularly to ensure that they are not blocked		N/A
	- give details of how to open the container safely, and		N/A
	- state that the container must not be opened until the pressure has decreased sufficiently		N/A
	The instructions for use for egg boilers provided with a pricking device contain the substance of the following : (IEC 60335-2-15:2002)		
	- Caution: "Avoid injuries from the egg pricker"		N/A
	Instructions for espresso coffee-makers incorporating a pressurized reservoir filled by the user: (IEC 60335-2-15:2002)		
	- contain information for the safe refilling of the water reservoir and the substance of the following: (IEC 60335-2-15/A1:2005)		N/A
	- WARNING: The filling aperture must not be opened during use		N/A
	The instructions including the substance of the following : (IEC 60335-2-15/A2:2008)		
	This appliance is intended to be used in household and similar applications as:		
	- staff kitchen areas in shops, offices and other working environments		P
	- farm houses		P
	- by clients in hotels, motels and other residential type environments		P
	- bed and breakfast type environments		P
7.12.5	Replacement cord instructions, type X attachment with a specially prepared cord		N/A
	Replacement cord instructions, type Y attachment		P
	Replacement cord instructions, type Z attachment		N/A

IEC 60335_2_15I - ATTACHMENT			
Clause	Requirement - Test	Result - Remark	Verdict
7.13	Instructions and other texts in an official language	English & German	P
7.14	Marking clearly legible and durable, rubbing test as specified		P
7.15	Markings on a main part		P
	Marking clearly discernible from the outside, if necessary after removal of a cover		P
	For portable appliances, cover can be removed or opened without a tool		N/A
	For stationary appliances, name, trademark or identification mark and model or type reference visible after installation		N/A
	For fixed appliances, name, trademark or identification mark and model or type reference visible after installation according to the instructions		N/A
	Indications for switches and controls placed on or near the components. Marking not on parts which can be positioned or repositioned in such a way that the marking is misleading		P

Annex EN 62233:2008			
Clause	Requirement + Test	Result - Remark	Verdict
EMF- ELECTROMAGNETICS FIELDS			
	The tested product also complies with the requirements of EN 62233:2008		
	Limit .....100%	Measured max. :<10% Refer to EMF report number: 150600218SHA-EMF1+A3	P

24.1	TABLE: Components information					P
Object / part No.	Manufacturer/ trademark	Type / model	Technical data	Standard	Mark(s) of conformity	
<b>Please refer to the latest edition of the Constructional Data Form (CDF) issued for this test report.</b>						

Photo 1.

Description: Overall view for PK-1009



Photo 2.

Description: Overall view for PK-1009



Photo 3.

Description: Overall view for PK-1009



Photo 4.

Description: Overall view for PK-1009



Photo 5.

Description: Overall view for PK-1009



Photo 6.

Description: Overall view for PK-1009



Photo 7.

Description: Overall view for PK-1009



Photo 8.

Description: Internal view for PK-1009, PK-1009C



Photo 9.

Description: Water level view for PK-1009, PK-1009C



Photo 10.

Description: Switch knob view for PK-1009, PK-1009C



Photo 11.

Description: Overall view for PK-1009C



Photo 12.

Description: Overall view for PK-1009C



Photo 13.

Description: Overall view for PK-1009C



Photo 14.

Description: Overall view for PK-1009C



Photo 15.

Description: Overall view for PK-1009C



Photo 16.

Description: Overall view for PK-1009C

