



TEST REPORT
IEC 60335-1
Safety of household and similar electrical appliances

Report Number: GZES130400285602A1
Date of issue: 2013-06-07, Amendment No.1: 2015-06-16
Total number of pages.....: 12

Applicant's name.....: Jiangmen Elite Electric Appliance Manufacture Co., Ltd.
Address: 8-2 Nshanbian Zimian Industrial Zone, Duruan Town, Jiangmen, Guangdong, China

Test specification:
Standard: IEC 60335-1:2010 (Fifth Edition)
Test procedure: CB Scheme
Non-standard test method.....: N/A

Test Report Form No.: IEC60335_1R
Test Report Form(s) Originator: Nemko AS
Master TRF.....: Dated 2012-03



Copyright © 2012 Worldwide System for Conformity Testing and Certification of Electrotechnical Equipment and Components (IECEE), Geneva, Switzerland. All rights reserved.

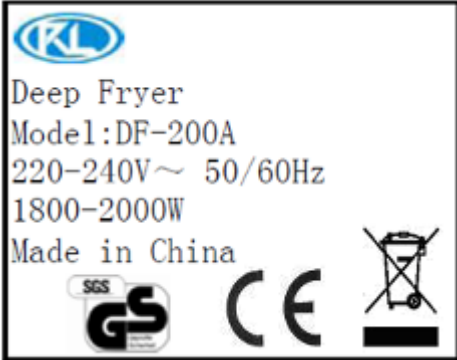
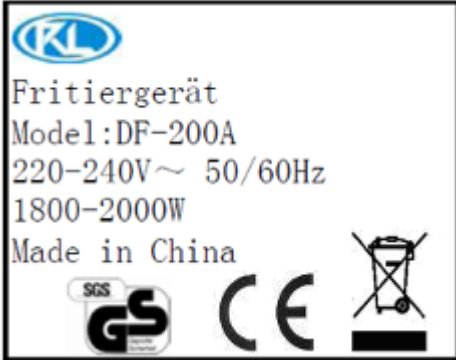
This publication may be reproduced in whole or in part for non-commercial purposes as long as the IECEE is acknowledged as copyright owner and source of the material. IECEE takes no responsibility for and will not assume liability for damages resulting from the reader's interpretation of the reproduced material due to its placement and context.

If this Test Report Form is used by non-IECEE members, the IECEE/IEC logo and the reference to the CB Scheme procedure shall be removed.

This report is not valid as a CB Test Report unless signed by an approved CB Testing Laboratory and appended to a CB Test Certificate issued by an NCB in accordance with IECEE 02.

Test item description: **Deep Fat Fryer**
Trade Mark: **RL**
Manufacturer.....: Same as applicant
Factory.....: Same as applicant
Model/Type reference: DF-900A, DF-900B, DF-900W, DF-200A, DF-200B
Ratings: 220 V – 240 V; 50 Hz / 60 Hz; Class I;
DF-900A, DF-900B, DF-900W: 800 W
DF-200A, DF-200B: 1800 W – 2000 W

Testing procedure and testing location:	
<input checked="" type="checkbox"/> CB Testing Laboratory: Testing location/ address.....:	SGS-CSTC Standards Technical Services Co., Ltd. - E&E Lab Guangzhou 198 Kezhu Road, Sciencetech Park, Guangzhou Economic & Technology Development District, Guangzhou, Guangdong, China 510663
<input checked="" type="checkbox"/> Associated CB Laboratory: Testing location/ address.....:	SGS-CSTC Standards Technical Services Co., Ltd. - E&E Lab Shunde 1 st Floor, Building 1 of European Industrial Park No. 1 Shunhenan Road Wusha Section, Daliang Town 528333 Shunde of Foshan Guangdong Province CHINA Tested by (name + signature): Artie Liu  Approved by (name + signature).....: Vincent Chan 
<input type="checkbox"/> Testing procedure: TMP Testing location/ address.....:	N/A Tested by (name + signature): Approved by (name + signature).....:
<input type="checkbox"/> Testing procedure: WMT Testing location/ address.....:	N/A Tested by (name + signature): Witnessed by (name + signature): Approved by (name + signature).....:
<input type="checkbox"/> Testing procedure: SMT Testing location/ address.....:	N/A Tested by (name + signature): Approved by (name + signature).....: Supervised by (name + signature):
<input type="checkbox"/> Testing procedure: RMT Testing location/ address.....:	N/A Tested by (name + signature): Approved by (name + signature).....: Supervised by (name + signature):

<p>List of Attachments (including a total number of pages in each attachment):</p> <p>Attachment 1: include 12 pages of IEC 60335-1 / A1: 2013; Attachment 2: include 1 page of EN 60335-1 / A11: 2014</p>	
<p>Summary of testing:</p>	
<p>Tests performed (name of test and test clause):</p> <p>Tests according to the following standards were carried out:</p> <p>IEC 60335-2-13: 2009 IEC 60335-1: 2010 + A1: 2013</p> <p>After review, Model DF-200A was subjected to test of clause 15.2 and 16.3.</p> <p>The submitted products fulfil the above requirements</p>	<p>Testing location:</p> <p>None</p>
<p>Summary of compliance with National Differences</p> <p>CENELEC common modifications and national differences for Germany were taken into account. EK decisions according to German ProdGS have been taken into account. PAH risk evaluation according to AfPS GS 2014:01 PAK.</p> <p><input checked="" type="checkbox"/> The product fulfils the requirements of EN 60335-2-13: 2010 + A11: 2012, EN 60335-1: 2012 + A11: 2014 and EN 62233: 2008</p>	
<p>Copy of marking plate</p> <p>The artwork below may be only a draft. The use of certification marks on a product must be authorized by the respective NCBs that own these marks.</p>	
<p>English:</p>	<p>German:</p>
	
<p>Remark: Other marking plates are same as above except model no. and rated power.</p>	

Test item particulars	
Classification of installation and use	Portable appliance
Supply Connection	Non-detachable cord fitted with a plug
.....	
Possible test case verdicts:	
- test case does not apply to the test object	N/A
- test object does meet the requirement	P (Pass)
- test object does not meet the requirement.....	F (Fail)
Testing	
Date of receipt of test item	2015-05-28
Date (s) of performance of tests	2015-05-28 to 2015-06-16
General remarks:	
<p>The test results presented in this report relate only to the object tested. This report shall not be reproduced, except in full, without the written approval of the Issuing testing laboratory. "(see Enclosure #)" refers to additional information appended to the report. "(see appended table)" refers to a table appended to the report.</p> <p>Throughout this report a <input checked="" type="checkbox"/> comma / <input type="checkbox"/> point is used as the decimal separator. This document is issued by the Company subject to its General Conditions of Service, available on request or accessible at http://www.sgs.com/en/Terms-and-Conditions.aspx and, for electronic format documents, subject to Terms and Conditions for Electronic Documents at http://www.sgs.com/en/Terms-and-Conditions/Terms-e-Document.aspx. Attention is drawn to the limitation of liability, indemnification and jurisdiction issues defined therein.</p> <p>Any holder of this document is advised that information contained hereon reflects the Company's findings at the time of its intervention only and within the limits of Client's instructions, if any. The Company's sole responsibility is to its Client and this document does not exonerate parties to a transaction from exercising all their rights and obligations under the transaction documents. This document cannot be reproduced except in full, without prior written approval of the Company. Any unauthorized alteration, forgery or falsification of the content or appearance of this document is unlawful and offenders may be prosecuted to the fullest extent of the law.</p> <p>Unless otherwise stated the results shown in this test report refer only to the sample(s) tested and such sample(s) are retained for 12 month only.</p> <p>This test report (GZES130400285602A1) is not valid without previous test report No. GZES130400285601</p>	
Manufacturer's Declaration per sub-clause 6.2.5 of IEC60335-1:	
The application for obtaining a CB Test Certificate includes more than one factory location and a declaration from the Manufacturer stating that the sample(s) submitted for evaluation is (are) representative of the products from each factory has been provided.....	<input type="checkbox"/> Yes <input checked="" type="checkbox"/> Not applicable

When differences exist; they shall be identified in the General product information section.

Name and address of factory (ies): Same as applicant

General product information:

Appliances for indoor and household use only.

These models have the same appearance, construction, circuit diagram and input power, and the differences are as following:

1. DF-900A and DF-900B are totally same except the shape of basket handle.
2. DF-900W and DF-900A are totally same except the material of basket and its handle. The basket and its handle of DF-900A is stainless iron, and DF-900W is stainless steel.
3. DF-200A and DF-200B are the same except the shape and material of basket handle (see photos).

Amendment-1 report:

The original test report Ref. no GZES130400285601, dated 2013-06-13 was amended on 2015-06-16 to include the following additions, which were considered technical modification:

1. Updated standards to IEC 60335-1 / A1: 2013 and EN 60335-1 / A11: 2014.
2. Added alternative plug and power cord, updated table 24.1, the details see table 24.1.
3. Updated the requirement of PAHs by AfPS GS 2014: 01 PAK.

See “summary of testing” for tests performed.

IEC 60335-1			
Clause	Requirement - Test	Result - Remark	Verdict
15	MOISTURE RESISTANCE		—
15.2	Spillage of liquid does not affect the electrical insulation		P
	Appliances with type X attachment fitted with a flexible cord as described		N/A
	Appliances incorporating an appliance inlet tested with or without an connector, whichever is most unfavourable		N/A
	Detachable parts are removed		P
	Overfilling test with additional amount of water, over a period of 1 min (l)	0,54 L	P
	The appliance withstands the electric strength test of 16.3		P
	No trace of water on insulation that can result in a reduction of clearances or creepage distances below values specified in clause 29		P
16	LEAKAGE CURRENT AND ELECTRIC STRENGTH		—
16.3	Electric strength tests according to table 7	(see appended table)	P
	Test voltage applied between the supply cord and inlet bushing and cord guard and cord anchorage as specified	(see appended table)	P
	No breakdown during the tests		P

IEC 60335-1			
Clause	Requirement - Test	Result - Remark	Verdict

16.3	TABLE: Electric strength		P
Test voltage applied between:		Voltage (V)	Breakdown (Yes/No)
Live part and plastic enclosure		3000	No
Live part and control panel/knob		3000	No
Live part and earthed metal		1250	No

24.1	TABLE: Components				P
Object / part No.	Manufacturer/ trademark	Type / model	Technical data	Standard	Mark(s) of conformity
The following components are for model DF-900A, DF-900B, DF-900W					
Plug	Jiangmen Gomentech Electrical Co., Ltd.	GM-01	AC 250 V, 16 A	DIN VDE 0620-1 IEC 60884-1	VDE 40023785
Plug (Alternative)	Guangzhou Huan Qiu Electrical & Appliance Co., Ltd.	HQ-B301	AC 250 V, 16 A	DIN VDE 0620-1 IEC 60884-1	VDE 40002926
Plug (Alternative)	Zhongshan Jinkairui Electrical Co., Ltd.	JKR-305	AC 250 V, 16 A	DIN VDE 0620-1 IEC 60884-1	VDE 40040411
Plug (Alternative)	Zhongshan Guzhen Hongli Cable & Appliance Factory	HL-5B	AC 250 V, 16 A	DIN VDE 0620-1 IEC 60884-1	VDE 40021267
Plug (Alternative)	Zhong Shan Lifutai Electrical Co., Ltd.	LFP-001	AC 250 V, 16 A	DIN VDE 0620-1 IEC 60884-1	VDE 40007386
Supply Cord	Jiangmen Gomentech Electrical Co., Ltd.	H03VV-F 60227 IEC 52	3 x 0,75 mm ² 3G 0,75 mm ²	DIN VDE 0281-5 IEC 60227-5	VDE 40018946
Supply Cord (Alternative)	Guangzhou Huan Qiu Electrical & Appliance Co., Ltd	H03VV-F 60227 IEC 52	3 x 0,75 mm ² 3G 0,75 mm ²	DIN VDE 0281-5 IEC 60227-5	VDE 40000917
Supply Cord (Alternative)	Foshan City Shunde Hong Jian Zhi Xian Industry Co., Ltd.	H03VV-F 60227 IEC 52	3 x 0,75 mm ² 3G 0,75 mm ²	DIN VDE 0281-5 IEC 60227-5	VDE 40030077
Power cord (Alternative)	Zhong Shan Lifutai Electrical Co., Ltd.	H03VV-F 60227 IEC 52	3 x 0,75 mm ² 3G 0,75 mm ²	EN 50525-2-11 IEC 60227-5	VDE 40006837

IEC 60335-1					
Clause	Requirement - Test		Result - Remark		Verdict
Power cord (Alternative)	Zhongshan Guzhen Hongli Cable & Appliance Factory	H03VV-F 60227 IEC 52	3 x 0,75 mm ² 3G 0,75 mm ²	EN 50525-2-11 IEC 60227-5	VDE 139259
Power cord (Alternative)	Zhongshan Jinkairui Electrical Co., Ltd.	H03VV-F 60227 IEC 52	3 x 0,75 mm ² 3G 0,75 mm ²	EN 50525-2-11 IEC 60227-5	VDE 40035718
BS Plug	Luen Tai (IP'S) Electrical Mfy	8191	AC250V, 13A	BS 1363-1 IEC 60884-1	KM 40790
BS Plug (Alternative)	Luen Tai (IP'S) Electrical Mfy	9518	AC250V, 13A	BS 1363-1 IEC 60884-1	KM 40790
BS Plug (Alternative)	Hangzhou Hongshi Electrical Ltd.	SW 168	AC250V, 13A	BS 1363-1 IEC 60884-1	KM 10807
Fuse-link for BS plug	Hangzhou Hongshi Electrical Ltd.	Richstar 5A	5A	BS 1362	KM 34254
Fuse-link for BS plug(Alternative)	Dongguan Cooper Electronics Co., Ltd.	TDC 180	AC240V, 5A	BS 1362	KM 60192
Fuse-link for BS plug(Alternative)	Splendid Electrical Manufactory	SEM11-5A	AC240V, 5A	BS 1362	KM 21062
Thermostat	Foshan City Shunde Jianxing Thermostat Co., Ltd.	JT-208C	AC 250 V, 10 A, max Tf: 154 °C, T270, 50000 cycles	IEC/EN 60730-1 IEC/EN 60730-2-9	TÜV R 50106672
Thermostat (Alternative)	Foshan Shunde Kaiyi Thermostat Co., Ltd.	JT-208C	AC 250 V, 10 A, max Tf: 154 °C, T270, 50000 cycles	IEC/EN 60730-1 IEC/EN 60730-2-9	TÜV R 50196799
Thermal link	Aupo Electronics Ltd.	BF 184	AC 250 V, 10 A, Tf: 184 °C, T210	IEC/EN 60691	VDE 40005418
Thermal link (Alternative)	Zhongshan Sheng Ping Thermal Protectors Co., Ltd.	SPF 182	AC 250 V,10 A, Tf: 184 °C, T225	IEC/EN 60691	VDE 40004430
Thermal link (Alternative)	Foshan Gaoming Xi Te Electrical Co. Ltd.	RY-01E184	AC 250 V,10 A, Tf: 184 °C, T210	IEC/EN 60691	TÜV R 50129664
Heating element	Zhaoqing Jinkesheng Wujin Dianqi Co., Ltd.	--	AC 220 – 240 V, 800 W	IEC/EN 60335-2-13 IEC/EN 60335-1	Tested with appliance

IEC 60335-1					
Clause	Requirement - Test		Result - Remark		Verdict
Internal Wire to heating element	Jiangyin Tianqi Silicone Rubber Products Co., Ltd.	3122	AC 300 V, 200 °C, 18 AWG	IEC/EN 60335-2-13 IEC/EN 60335-1	Tested with appliance UL E225526
Internal Wire to heating element (Alternative)	Shenzhen Mysun Insulation Materials Co., Ltd.	3122	AC 300 V, 200 °C, 18 AWG	IEC/EN 60335-2-13 IEC/EN 60335-1	Tested with appliance UL E239689
Internal Wire to heating element (Alternative)	Qifurui Electronics Co.	3122	AC 300 V, 200 °C, 18 AWG	IEC/EN 60335-2-13 IEC/EN 60335-1	Tested with appliance UL E211048
Internal Wire to heating element (Alternative)	Zhongshan Hualan Electronic Co., Ltd.	3122	AC 300 V, 200 °C, 18 AWG	IEC/EN 60335-2-13 IEC/EN 60335-1	Tested with appliance UL E303124
Internal Wire to heating element (Alternative)	Jiangyin City Tiancheng Electronic & Cable Co., Ltd.	3122	AC 300 V, 200 °C, 18 AWG	IEC/EN 60335-2-13 IEC/EN 60335-1	Tested with appliance UL E332921
Internal Wire to indicator	Jiangyin Tianqi Silicone Rubber Products Co., Ltd.	3122	AC 300 V, 200 °C, 22 AWG	IEC/EN 60335-2-13 IEC/EN 60335-1	Tested with appliance UL E225526
Internal Wire to indicator (Alternative)	Shenzhen Mysun Insulation Materials Co., Ltd.	3122	AC 300 V, 200 °C, 22 AWG	IEC/EN 60335-2-13 IEC/EN 60335-1	Tested with appliance UL E239689
Internal Wire to indicator (Alternative)	Qifurui Electronics Co.	3122	AC 300 V, 200 °C, 22 AWG	IEC/EN 60335-2-13 IEC/EN 60335-1	Tested with appliance UL E211048
Internal Wire to indicator (Alternative)	Zhongshan Hualan Electronic Co., Ltd.	3122	AC 300 V, 200 °C, 22 AWG	IEC/EN 60335-2-13 IEC/EN 60335-1	Tested with appliance UL E303124
Internal Wire to indicator (Alternative)	Jiangyin City Tiancheng Electronic & Cable Co., Ltd.	3122	AC 300 V, 200 °C, 22 AWG	IEC/EN 60335-2-13 IEC/EN 60335-1	Tested with appliance UL E332921
Enclosure	Korea Petrochemical Ind. Co., Ltd.	—	PP, Min thickness 1,5 mm	IEC/EN 60335-2-13 IEC/EN 60335-1	Tested with appliance UL E93311
Indicator cover	Formosa Chemicals & Fibre Corp. Plastics Div.	—	PS, Min thickness 1,5 mm	IEC/EN 60335-2-13 IEC/EN 60335-1	Tested with appliance UL E162823
The following components are for model DF-200A, DF-200B					

IEC 60335-1					
Clause	Requirement - Test		Result - Remark		Verdict
Plug	Jiangmen Gomentech Electrical Co., Ltd.	GM-01	AC 250 V, 16 A	DIN VDE 0620-1 IEC 60884-1	VDE 40023785
Plug (Alternative)	Guangzhou Huan Qiu Electrical & Appliance Co., Ltd.	HQ-B301	AC 250 V, 16 A	DIN VDE 0620-1 IEC 60884-1	VDE 40002926
Plug (Alternative)	Zhongshan Jinkairui Electrical Co., Ltd.	JKR-305	AC 250 V, 16 A	DIN VDE 0620-1 IEC 60884-1	VDE 40040411
Plug (Alternative)	Zhongshan Guzhen Hongli Cable & Appliance Factory	HL-5B	AC 250 V, 16 A	DIN VDE 0620-1 IEC 60884-1	VDE 40021267
Plug (Alternative)	Zhong Shan Lifutai Electrical Co., Ltd.	LFP-001	AC 250 V, 16 A	DIN VDE 0620-1 IEC 60884-1	VDE 40007386
BS Plug	Luen Tai (IP'S) Electrical Mfy	8191	AC2 50 V, 13 A	BS 1363-1 IEC 60884-1	BSI KM 40790
BS Plug (Alternative)	Luen Tai (IP'S) Electrical Mfy	9518	AC2 50 V, 13 A	BS 1363-1 IEC 60884-1	BSI KM 40790
BS Plug (Alternative)	Hangzhou Hongshi Electrical Ltd.	SW 168	AC 250 V, 13 A	BS 1363-1 IEC 60884-1	BSI KM 10807
Fuse-link for BS plug	Hangzhou Hongshi Electrical Ltd.	Richstar 13A	13 A	BS 1362	BSI KM 34254
Fuse-link for BS plug (Alternative)	Dongguan Cooper Electronics Co., Ltd.	TDC 180	AC 240 V, 13 A	BS 1362	BSI KM 60192
Fuse-link for BS plug (Alternative)	Splendid Electrical Manufactory	SEM11-13A	AC 240 V, 13 A	BS 1362	BSI KM 21062
Power cord	Jiangmen Gomentech Electrical Co., Ltd.	H05VV-F 60227 IEC 53	3 x 1.0 mm ² 3G 1,0 mm ²	IEC 60227-5	VDE 40018946
Power cord (Alternative)	Guangzhou Huan Qiu Electrical & Appliance Co., Ltd.	H05VV-F 60227 IEC 53	3 x 1.0 mm ² 3G1,0 mm ²	IEC 60227-5	VDE 40000917
Power cord (Alternative)	Huizhou Mainland Electric Wire & Cable Co., Ltd.	H05RN-F 60245 IEC 57	3 x 1.0 mm ² 3G 1,0 mm ²	IEC 60245-4	VDE 40026038
Power cord (Alternative)	Zhong Shan Lifutai Electrical Co., Ltd.	H05VV-F 60227 IEC 53	3 x 1.0 mm ² 3G 1,0 mm ²	EN 50525-2-11 IEC 60227-5	VDE 40006837

IEC 60335-1					
Clause	Requirement - Test		Result - Remark		Verdict
Power cord (Alternative)	Zhongshan Guzhen Hongli Cable & Appliance Factory	H05VV-F 60227 IEC 53	3 x 1.0 mm ² 3G1,0 mm ²	EN 50525-2-11 IEC 60227-5	VDE 139259
Power Cord (Alternative)	Zhongshan Jinkairui Electrical Co., Ltd.	H05VV-F 60227 IEC 53	3 x 1.0 mm ² 3G 1,0 mm ²	EN 50525-2-11 IEC 60227-5	VDE 40035718
Thermostat	Foshan Shunde Kaiyi Thermostat Co., Ltd.	JT-208C	AC 250 V, 10 A, max Tf:145,T270, 1E6, 850°C	IEC/EN 60730-1 IEC/EN 60730-2-9	TÜV R 50196799
Thermostat (Alternative)	Foshan City Shunde Jianxing Thermostat Co., Ltd.	JT-208C	AC 250 V, 10 A, max Tf:145,T270, 5E4, 850°C	IEC/EN 60730-1 IEC/EN 60730-2-9	TÜV R 50106672
Thermal link	Aupo Electronics Ltd.	BF 184	AC 250 V, 10 A, Tf184, T210	IEC/EN 60691	VDE 40005418
Thermal link (Alternative)	Zhongshan Sheng Ping Thermal Protectors Co., Ltd.	SPF 182	AC 250 V, 10 A, Tf184, T225	IEC/EN 60691	VDE 40004430
Thermal link (Alternative)	Foshan Gaoming Xi Te Electrical Co. Ltd.	RY-01E184	AC 250 V, 10 A, Tf184, T210	IEC/EN 60691	TÜV R 50129664
Heating element	Zhaoqing Jinkesheng Wujin Dianqi Co., Ltd.	--	AC 220-240 V, 1800-2000W	IEC/EN 60335-2-13 IEC/EN 60335-1	Tested with appliance
Internal wire	Jiangyin Tianqi Silicone Rubber Products Co., Ltd.	3122	AC 300 V, 200 °C, 18/22 AWG	IEC/EN 60335-2-13 IEC/EN 60335-1	Tested with appliance UL E225526
Internal wire (Alternative)	Shenzhen Mysun Insulation Materials Co., Ltd.	3122	AC 300 V, 200 °C, 18/22 AWG	IEC/EN 60335-2-13 IEC/EN 60335-1	Tested with appliance UL 239689
Internal wire (Alternative)	Qifurui Electronics Co.	3122	AC 300 V, 200 °C, 18/22 AWG	IEC/EN 60335-2-13 IEC/EN 60335-1	Tested with appliance UL E211048
Internal wire (Alternative)	Zhongshan Hualan Electronic Co., Ltd.	3122	AC 300 V, 200 °C, 18/22 AWG	IEC/EN 60335-2-13 IEC/EN 60335-1	Tested with appliance UL E303124
Internal wire (Alternative)	Jiangyin City Tiancheng Electronic & Cable Co., Ltd.	3122	AC 300 V, 200 °C, 18/22 AWG	IEC/EN 60335-2-13 IEC/EN 60335-1	Tested with appliance UL E332921

IEC 60335-1					
Clause	Requirement - Test			Result - Remark	Verdict
Sleeving (For thermal link)	SHENZHEN WAHCHANGWEI INDUSTRIAL CO LTD	SRS-70*	600 V, 200 °C	IEC/EN 60335-2-13 IEC/EN 60335-1	Tested with appliance UL E233803
Indicator cover	Formosa Chemicals & Fibre Corp. Plastics Div.	AS	Min thickness 1,5 mm	IEC/EN 60335-2-13 IEC/EN 60335-1	Tested with appliance UL E162823
Enclosure	Korea Petrochemical Ind. Co., Ltd.	PP	Min thickness 2,0 mm	IEC/EN 60335-2-13 IEC/EN 60335-1	Tested with appliance UL E93311

--- End of Report ---

IEC 60335-1:2010/A1:2013			
Clause	Requirement - Test	Result - Remark	Verdict

ATTACHMENT TO TEST REPORT IEC 60335-1 Household and similar electrical appliances – Safety – Part 1: General requirements	
Differences according to:	IEC 60335-1:2010 +A1: 2013
Attachment Form No.:	IEC60335-1/A1_A
Attachment Originator:	SGS-CSTC
Master Attachment:	Date 2014-03

7	Marking and instructions	—
7.1	<i>Add the following new paragraph after Note 4:</i> Class II appliances and class III appliances incorporating a functional earth shall be marked with the symbol IEC 60417-5018 (2011-07).	N/A
7.3	<i>In Note 3, replace the text of the example by the following.</i> EXAMPLE: 230 V /400 V 3N : The appliance is only suitable for the voltage values indicated, 230 V being for single-phase, a.c. operation and 400 V 3N for three-phase, a.c. with neutral operation (an appliance with terminals for both supplies).	N/A
7.4	<i>Replace the requirement by the following:</i> If the appliance can be adjusted for different rated voltages or rated frequencies , the voltage or the frequency to which the appliance is adjusted shall be clearly discernible. If frequent changes in voltage setting or frequency setting are not required, this requirement is considered to be met if the rated voltage or rated frequency to which the appliance is to be adjusted can be determined from a wiring diagram fixed to the appliance.	N/A
7.6	<i>Replace [symbol ISO 7000-0434 (2004-01)] by [symbol ISO 7000-0434A (2004-01)]</i>	N/A
7.8	<i>Add the following to the first paragraph of the requirement:</i> – functional earthing terminals shall be indicated by symbol IEC 60417-5018 (2011-07).	N/A
7.12	<i>Delete “for use” in the first paragraph and in the Note.</i> <i>Add the following after the existing last paragraph of the requirement:</i> For appliances intended for use at altitudes exceeding 2 000 m, the maximum altitude of use shall be stated.	N/A
	The instructions for appliances incorporating a functional earth shall state the substance of the following: This appliance incorporates an earth connection for functional purposes only.	N/A

IEC 60335-1:2010/A1:2013																																					
Clause	Requirement - Test	Result - Remark	Verdict																																		
7.12.1	<i>Add the following text:</i> For appliances marked with different rated voltages or different rated frequencies (separated by a /), instructions shall be included to indicate to the user or installer what action must be taken to adjust the appliance for operation at the required rated voltage or rated frequency .		N/A																																		
7.15	<i>Add the following:</i> The symbol IEC 60417-5018 (2011-07) shall be placed next to the symbol IEC 60417-5172 (2003-02) or the symbol IEC 60417-5180 (2003-02) as appropriate.		N/A																																		
8	Protection against access to live parts		—																																		
8.1.1	<i>Delete the Note.</i>		P																																		
10	Power input and current		—																																		
10.1	<i>Replace the penultimate paragraph of the test specification by the following:</i> <i>If the power input varies throughout the operating cycle and the maximum value of the power input exceeds, by a factor greater than two, the arithmetic mean value of the power input occurring during a representative period, then the power input is the maximum value that is exceeded for more than 10 % of the representative period. Otherwise the power input is taken as the arithmetic mean value.</i>		N/A																																		
10.2	<i>Replace the penultimate paragraph of the test specification by the following:</i> <i>If the current varies throughout the operating cycle and the maximum value of the current exceeds, by a factor greater than two, the arithmetic mean value of the current occurring during a representative period, then the current is the maximum value that is exceeded for more than 10 % of the representative period. Otherwise the current is taken as the arithmetic mean value.</i>		N/A																																		
11	Heating		—																																		
11.8	<i>Delete the second sentence of the first paragraph</i>		P																																		
	Table 3 and its notes modification <table border="1" style="width: 100%; border-collapse: collapse;"> <tbody> <tr> <td colspan="2"><i>External enclosure of motor-operated appliances except handles held in normal use:²⁶</i></td> </tr> <tr> <td>– of bare metal</td> <td style="text-align: right;">48</td> </tr> <tr> <td>– of coated metal²⁶</td> <td style="text-align: right;">59</td> </tr> <tr> <td>– of glass and ceramic</td> <td style="text-align: right;">65</td> </tr> <tr> <td>– of plastic having a thickness exceeding 0,4 mm²</td> <td style="text-align: right;">74</td> </tr> <tr> <td colspan="2"><i>Surfaces of handles, knobs, grips and similar parts which are continuously held in normal use (e.g. soldering irons):²⁶</i></td> </tr> <tr> <td>– of bare metal</td> <td style="text-align: right;">30</td> </tr> <tr> <td>– of coated metal²⁶</td> <td style="text-align: right;">34</td> </tr> <tr> <td>– of porcelain or vitreous material</td> <td style="text-align: right;">40</td> </tr> <tr> <td>– of rubber or of plastic having a thickness exceeding 0,4 mm²</td> <td style="text-align: right;">50</td> </tr> <tr> <td>– of wood</td> <td style="text-align: right;">50</td> </tr> <tr> <td colspan="2"><i>Surfaces of handles, knobs, grips and similar parts³ which are held for short periods only in normal use (e.g. switches):²⁶</i></td> </tr> <tr> <td>– of bare metal</td> <td style="text-align: right;">35</td> </tr> <tr> <td>– of coated metal²⁶</td> <td style="text-align: right;">39</td> </tr> <tr> <td>– of porcelain or vitreous material</td> <td style="text-align: right;">45</td> </tr> <tr> <td>– of rubber or of plastic having a thickness exceeding 0,4 mm²</td> <td style="text-align: right;">60</td> </tr> <tr> <td>– of wood</td> <td style="text-align: right;">65</td> </tr> </tbody> </table>	<i>External enclosure of motor-operated appliances except handles held in normal use:²⁶</i>		– of bare metal	48	– of coated metal ²⁶	59	– of glass and ceramic	65	– of plastic having a thickness exceeding 0,4 mm ²	74	<i>Surfaces of handles, knobs, grips and similar parts which are continuously held in normal use (e.g. soldering irons):²⁶</i>		– of bare metal	30	– of coated metal ²⁶	34	– of porcelain or vitreous material	40	– of rubber or of plastic having a thickness exceeding 0,4 mm ²	50	– of wood	50	<i>Surfaces of handles, knobs, grips and similar parts³ which are held for short periods only in normal use (e.g. switches):²⁶</i>		– of bare metal	35	– of coated metal ²⁶	39	– of porcelain or vitreous material	45	– of rubber or of plastic having a thickness exceeding 0,4 mm ²	60	– of wood	65		P
<i>External enclosure of motor-operated appliances except handles held in normal use:²⁶</i>																																					
– of bare metal	48																																				
– of coated metal ²⁶	59																																				
– of glass and ceramic	65																																				
– of plastic having a thickness exceeding 0,4 mm ²	74																																				
<i>Surfaces of handles, knobs, grips and similar parts which are continuously held in normal use (e.g. soldering irons):²⁶</i>																																					
– of bare metal	30																																				
– of coated metal ²⁶	34																																				
– of porcelain or vitreous material	40																																				
– of rubber or of plastic having a thickness exceeding 0,4 mm ²	50																																				
– of wood	50																																				
<i>Surfaces of handles, knobs, grips and similar parts³ which are held for short periods only in normal use (e.g. switches):²⁶</i>																																					
– of bare metal	35																																				
– of coated metal ²⁶	39																																				
– of porcelain or vitreous material	45																																				
– of rubber or of plastic having a thickness exceeding 0,4 mm ²	60																																				
– of wood	65																																				
13	Leakage current and electric strength at operating temperature		—																																		

IEC 60335-1:2010/A1:2013			
Clause	Requirement - Test	Result - Remark	Verdict
13.2	<i>In the first paragraph, after “class II appliances” add “, class II constructions” and replace the second sentence by the following: For class 0I appliances and class I appliances, C may be replaced by a low impedance ammeter responding to the rated frequency of the appliance.</i>		P
	<i>Replace the second paragraph by the following: The leakage current is measured between any pole of the supply and – accessible metal parts intended to be connected to protective earth, for class I appliances and class 0I appliances; – metal foil having an area not exceeding 20 cm × 10 cm which is in contact with accessible surfaces of insulating material and metal parts not intended to be connected to protective earth, for class 0 appliances, class II appliances, class II constructions and class III appliances.</i>		P
	<i>Replace the fourth paragraph by the following: For single-phase appliances, the measuring circuit is shown in the following figures: – if they are class II appliances or parts of class II construction, Figure 1; – if they are neither class II appliances nor parts of class II construction, Figure 2.</i>		P
	<i>Replace the sixth paragraph by the following: For three-phase with neutral (3N~) connected appliances, the measuring circuit is shown in the following figures: – if they are class II appliances or parts of class II construction, Figure 3; – if they are neither class II appliances nor parts of class II construction, Figure 4.</i>		N/A
	<i>Delete “For three-phase appliances,” from the first sentence of the seventh paragraph.</i>		N/A
	<i>Replace the third sentence of the seventh paragraph by the following: For three-phase without neutral (3~) connected appliances, the measuring circuit in Figure 3 or Figure 4 shall be used as applicable, but the neutral is not connected to the appliance.</i>		N/A
	<i>In the existing eighth paragraph, replace the first dashed item by the following: – for class II appliances and for parts of class II construction 0,35 mA peak</i>		P
15	Moisture resistance		—
15.2	<i>Replace the first paragraph of the test specification by the following: Compliance is checked by the following test using a spillage solution comprising water containing approximately 1 % NaCl and 0,6 % rinsing agent.</i>		P

IEC 60335-1:2010/A1:2013

Clause	Requirement - Test	Result - Remark	Verdict										
	<p>Replace the fifth paragraph of the test specification by the following: <i>The liquid container of the appliance is completely filled with the solution and a further quantity equal to 15 % of the capacity of the container or 0,25 l, whichever is the greater, is poured in steadily over a period of 1 min.</i></p>		P										
	<p>Add the following new text as a penultimate paragraph: <i>Any commercially available rinsing agent may be used, but if there is any doubt with regards to the test results, the rinsing agent shall have the following properties:</i> <i>– viscosity, 17 mPa.s;</i> <i>– pH, 2,2 (1 % in water).</i> <i>and its composition shall be</i></p> <table border="1" data-bbox="400 831 999 947"> <thead> <tr> <th data-bbox="400 831 700 864">Substance</th> <th data-bbox="700 831 999 864">Parts by mass %</th> </tr> </thead> <tbody> <tr> <td data-bbox="400 864 700 887">Plurafac ® LF 221²</td> <td data-bbox="700 864 999 887">15,0</td> </tr> <tr> <td data-bbox="400 887 700 909">Cumene sulfonate (40 % solution)</td> <td data-bbox="700 887 999 909">11,5</td> </tr> <tr> <td data-bbox="400 909 700 931">Citric acid (anhydrous)</td> <td data-bbox="700 909 999 931">3,0</td> </tr> <tr> <td data-bbox="400 931 700 954">Deionized water</td> <td data-bbox="700 931 999 954">70,5</td> </tr> </tbody> </table>	Substance	Parts by mass %	Plurafac ® LF 221 ²	15,0	Cumene sulfonate (40 % solution)	11,5	Citric acid (anhydrous)	3,0	Deionized water	70,5		P
Substance	Parts by mass %												
Plurafac ® LF 221 ²	15,0												
Cumene sulfonate (40 % solution)	11,5												
Citric acid (anhydrous)	3,0												
Deionized water	70,5												
16	Leakage current and electric strength		—										
16.2	<p>Replace the first paragraph by the following: <i>An a.c. test voltage is applied between live parts and</i> <i>– accessible metal parts intended to be connected to protective earth, for class I appliances and class 0I appliances;</i> <i>– metal foil having an area not exceeding 20 cm × 10 cm which is in contact with accessible surfaces of insulating material and metal parts not intended to be connected to protective earth, for class 0 appliances, class II appliances, class II constructions and class III appliances.</i></p>		P										
	<p>In the fourth paragraph, replace the first dashed item by the following: <i>– for class II appliances and for parts of class II construction</i></p>		P										
19	ABNORMAL OPERATION		—										
19.7	<p>Add the following to the fourth paragraph. <i>If the timer or programmer is an electronic type that operates to ensure compliance with the test before the maximum period under the conditions of Clause 11 is reached, it is considered to be a protective electronic circuit as well as a control that operates under the conditions of Clause 11.</i></p>		N/A										

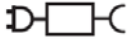
IEC 60335-1:2010/A1:2013			
Clause	Requirement - Test	Result - Remark	Verdict
19.11.4.4	<i>Replace the first paragraph by the following: The power supply terminals of the appliance are subjected to voltage surges in accordance with IEC 61000-4-5, five positive impulses and five negative impulses being applied at the selected points. An open circuit test voltage of 2 kV is applicable for the line-to-line coupling mode, a generator having a source impedance of 2 Ω being used. An open circuit test voltage of 4 kV is applicable for the line-to-earth coupling mode, a generator having a source impedance of 12 Ω being used.</i>		N/A
22	Construction		—
22.5	<i>In the requirement, replace “exceeding” by “equal to or greater than”.</i>		N/A
	<i>Add the following text after the existing last paragraph of the test specification. If compliance relies on the operation of an electronic circuit, the electromagnetic phenomena tests of 19.11.4.3 and 19.11.4.4 are applied one at a time to the appliance. The discharge test is then repeated three times and for each test, the voltage shall not exceed 34 V.</i>		N/A
22.32	<i>Replace the words ‘Insulating material’ at the beginning of the 4th paragraph of the requirement by ‘Ceramic and similar porous material’ and combine this paragraph with the third paragraph of the requirement.</i>		N/A
22.33	<i>Add the following to the first sentence of the first paragraph of the requirement: “or unearthed metal parts that are separated from live parts by basic insulation only.”</i>		P
22.35	<i>In the second paragraph of the requirement add ‘and cordless appliances’ after ‘stationary appliances’.</i>		N/A
	<i>Add the following note after the requirement: NOTE A cordless appliance is an appliance that is connected to the supply only when placed on its associated stand.</i>		N/A
22.53	Class II appliances and class III appliances that incorporate functionally earthed parts shall have at least double insulation or reinforced insulation between live parts and the functionally earthed parts.		N/A
22.54	Button cells and batteries designated R1 shall not be accessible without the aid of a tool unless the cover of their compartment can only be opened after at least two independent movements have been applied simultaneously.		N/A
23	Internal wiring		—
23.5	<i>Replace Note 2 by the following text. For class II construction, the requirements for supplementary insulation and reinforced insulation apply except that the sheath of a cord complying with IEC 60227 or IEC 60245 may provide supplementary insulation.</i>		N/A

IEC 60335-1:2010/A1:2013			
Clause	Requirement - Test	Result - Remark	Verdict
	A single layer of internal wiring insulation does not provide reinforced insulation .		P
24	COMPONENTS		—
24.1	<i>Replace Notes 1, 2, 3 and 4 by the following, and renumber Note 5 to Note 2.</i>		—
	Compliance with the IEC standard for the relevant component does not necessarily ensure compliance with the requirements of this standard.		P
	Motors are not required to comply with IEC 60034-1. They are tested as part of the appliance according to this standard.		P
	Relays shall be tested as part of the appliance according to this standard. They may be alternatively tested to IEC 60730-1, in which case they must also meet the additional requirements in IEC 60335-1.		P
	Unless otherwise specified, the requirements of Clause 29 of this standard apply between live parts of components and accessible parts of the appliance. Unless otherwise specified, components may comply with the requirements for clearances and creepage distances for functional insulation as specified in the relevant component standard.		P
	Unless otherwise specified, the requirements of 30.2 of this standard apply to parts of nonmetallic material in components including parts of non-metallic material supporting currentcarrying connections inside components.		P
	Components that have not been previously tested and shown to comply with the IEC standard for the relevant component are tested according to the requirements of 30.2 of this standard.		P
	Components that have been previously tested and shown to comply with the resistance to fire requirements in the IEC standard for the relevant component need not be retested provided that <ul style="list-style-type: none"> – the severity specified in the component standard is not less than the severity specified in 30.2 of this standard, and – unless the pre-selection alternatives in 30.2 are used, the test report for the component states the values of t_e and t_i as required by IEC 60695-2-11. 		N/A
	If the above two conditions are not satisfied, the component shall be tested as part of the appliance.		P
	NOTE 1 There are two levels of severity specified for appliances for which 30.2.3 is applicable.		P
	Power electronic converter circuits are not required to comply with IEC 62477-1. They are tested as part of the appliance according to this standard.		N/A
24.1.2	<i>Add the following text as a new first paragraph. The relevant standard for transformers in associated switch mode power supplies is Annex BB of IEC 61558-2-16. Clause 26 of IEC 61558-1 and Annex H of IEC 61558-1 are not applicable.</i>		N/A

IEC 60335-1:2010/A1:2013			
Clause	Requirement - Test	Result - Remark	Verdict
24.1.4	<i>Add the following new paragraph: Thermal cut-outs of the capillary type shall comply with the requirements for type 2.K controls in IEC 60730-2-9.</i>		N/A
24.1.5	<i>In the second sentence of the first paragraph, add "class II" before "appliances".</i>		N/A
25	SUPPLY CONNECTION AND EXTERNAL FLEXIBLE CORDS		—
25.1	<i>Replace the first dashed item of the requirement by the following: – supply cord fitted with a plug, the current rating and voltage rating of the plug being not less than the corresponding ratings of its associated appliance;</i>		P
25.7	<i>Delete the third dashed item in the first paragraph of the requirement.</i>		N/A
25.10	<i>Add the following as a new paragraph to the requirement. In multi-phase appliances, the colour of the neutral conductor of the supply cord, if any, shall be blue.</i>		N/A
25.13	<i>In the requirement, replace the second sentence by the following: If it is not evident from the construction of the appliance that the supply cord can be introduced without risk of damage, a non-detachable lining or non-detachable bushing shall be provided that complies with 29.3 for supplementary insulation.</i>		N/A
25.15	<i>Replace the second paragraph of the test specification by the following: A mark is made on the cord at a distance of approximately 20 mm from the cord anchorage or other suitable point. The mark is made while the cord is subjected to a pull force of – 100 N, for fixed appliances regardless of the mass of the appliance; – the value as shown in Table 12, for other appliances.</i>		P
25.20	<i>Delete "insulated" and "additionally" from the requirement.</i>		N/A
27	Provision for earthing		—
27.1	<i>In the first paragraph of the requirement replace "an insulation fault" by "a failure of basic insulation".</i>		P
	<i>Delete Note 1 and replace "Note 2" by "Note".</i>		P
	<i>Replace the third paragraph by the following: Class 0 appliances, class II appliances and class III appliances shall have no provision for protective earthing. Class II appliances and class III appliances may incorporate an earth for functional purposes.</i>		N/A
27.2	<i>Add the following paragraph to the requirement: These requirements are not applicable to class II appliances and class III appliances that incorporate an earth for functional purposes.</i>		N/A

IEC 60335-1:2010/A1:2013			
Clause	Requirement - Test	Result - Remark	Verdict
27.3	<i>Add the following paragraph to the requirement:</i> These requirements are not applicable to class II appliances and class III appliances that incorporate an earth for functional purposes.		N/A
27.4	<i>Add the following paragraph to the requirement:</i> These requirements are not applicable to class II appliances and class III appliances that incorporate an earth for functional purposes.		N/A
27.5	<i>Add the following paragraph to the requirement:</i> These requirements are not applicable to class II appliances and class III appliances that incorporate an earth for functional purposes.		N/A
	<i>Replace existing Note 1 by the following as an addition to the existing second paragraph of the test specification.</i> <i>The test is carried out until steady conditions have been established.</i>		P
	<i>Replace existing Note 2 by the following as an addition to the last paragraph of the test specification.</i> <i>The resistance of the supply cord is not included in the resistance calculation.</i>		P
	<i>Renumber existing Note 3 as Note.</i>		P
27.6	<i>Add the following sentence to the requirement:</i> This requirement is not applicable to class II appliances and class III appliances that incorporate an earth for functional purposes.		N/A
28	Screws and connections		—
28.2	<i>In the second paragraph of the requirement, replace bullets with dashes in the two bulleted items.</i>		N/A
29	CLEARANCES, CREEPAGE DISTANCES AND SOLID INSULATION		—
29.1	<i>Add the following as a new second paragraph of the requirement:</i> For appliances intended for use at altitudes exceeding 2 000 m, the clearances in Table 16 shall be increased according to the relevant multiplier values in Table A.2 of IEC 60664-1.		N/A
	<i>Add the following to the existing second paragraph of the requirement:</i> or to appliances intended for use at altitudes exceeding 2 000 m.		N/A
	Table 17 – Minimum creepage distances for basic insulation		—
	<i>Replace Note 1 by the following:</i> Lacquered conductors of windings are considered to be bare conductors but creepage distances for basic insulation in other than a double insulation construction need not be greater than the associated clearance specified in Table 16 taking into account 29.1.1.		N/A

IEC 60335-1:2010/A1:2013			
Clause	Requirement - Test	Result - Remark	Verdict
29.3	Replace the third dashed item by the following: – for insulation, other than single layer internal wiring insulation, by an assessment of the thermal quality of the material combined with an electric strength test, in accordance with 29.3.3 and for accessible parts of reinforced insulation consisting of a single layer, by measurement in accordance with 29.3.4, or		N/A
	Add the following as the fourth dashed item of the test specification: – by an assessment of the thermal quality of the material according to 29.3.3 combined with an electric strength test in accordance with 23.5, for each single layer internal wiring insulation touching each other, or		N/A

ANNEX B	Appliances powered by rechargeable batteries that are recharged in the appliance		—
	Replace the introductory text		—
7	Marking and instructions		—
7.1	Add the following: Appliances intending to be supplied from a detachable supply unit for the purposes of recharging the battery shall be marked with symbol IEC 60417-6181 (2013-03) and its type reference along with symbol ISO 7000-0790 (2004-01) or with the substance of the following: Use only with <model designation> supply unit		N/A
7.6	Add the following:		N/A
	 [symbol IEC 60417-6181 (2013-03)] detachable supply unit		N/A
7.12	Add the following: For appliances intending to be supplied from a detachable supply unit for the purposes of recharging the battery, the type reference of the detachable supply unit shall be stated along with the substance of the following: WARNING: For the purposes of recharging the battery, only use the detachable supply unit provided with this appliance.		N/A
	If the symbol for detachable supply unit is used, its meaning shall be explained.		N/A
7.15	Add the following: The type reference of the detachable supply unit shall be placed in close proximity to the symbol.		N/A
11	Heating		—
11.8	The temperature rise of the battery surface shall not exceed the temperature rise limit in the battery manufacturer's specification for the type of battery supplied. If no limit is specified, the temperature rise shall not exceed 20 K.		N/A
19	Abnormal operation		—

IEC 60335-1:2010/A1:2013			
Clause	Requirement - Test	Result - Remark	Verdict

19.13	<i>The battery shall not rupture or ignite.</i>		N/A
-------	---	--	-----

ANNEX H	Switches		—
20	Clearances, creepage distances, solid insulation and coatings of rigid printed board assemblies		—
	<i>Replace the text by the following:</i> Clause 20 is applicable to clearances across full disconnection and micro-disconnection. It is also applicable to creepage distances for functional insulation , across full disconnection and micro-disconnection, as stated in Table 24.		N/A

ANNEX S	Battery-operated appliances powered by batteries that are non-rechargeable or not recharged in the appliance		—
5	General conditions for the tests		—
5.8.1	<i>Where the supply terminals for the connection of the battery have no indication of polarity, the more unfavourable polarity shall be applied.</i>		N/A
5.S.101	Battery-operated appliances intended for use with a battery box are tested with the battery box supplied with the appliance or with the battery box recommended in the instructions.		N/A
5.S.102	Battery-operated appliances are tested as motor-operated appliances .		N/A
7	Marking and instructions		—
7.1	Battery-operated appliances shall be marked with the battery voltage and the polarity of the terminals unless the polarity is irrelevant.		N/A
	Battery-operated appliances shall also be marked with the – name, trade mark or identification mark of the manufacturer or responsible vendor; – model or type reference; – IP number according to degree of protection against ingress of water, other than IPX0; – type reference of battery or batteries.		N/A
	If relevant, the positive terminal shall be indicated by the symbol IEC 60417-5005 (2002-10) and the negative terminal by the symbol IEC 60417-5006 (2002-10).		N/A
	If appliances use more than one battery, they shall be marked to indicate correct polarity connection of the batteries.		N/A
	NOTE 1 Examples of acceptable marking representing three batteries are shown in Figure S.1.		N/A
	NOTE 2 It is not necessary for the rated current or rated power input to be marked.		N/A
7.6	+ [symbol IEC 60417-5005 (2002-10)] plus; positive polarity — [symbol IEC 60417-5006 (2002-10)] minus; negative polarity		N/A

IEC 60335-1:2010/A1:2013			
Clause	Requirement - Test	Result - Remark	Verdict
7.12	The instructions for battery-operated appliances shall contain the substance of the following, as applicable: <ul style="list-style-type: none"> – the types of batteries that may be used; – how to remove and insert the batteries; – non-rechargeable batteries are not to be recharged; – rechargeable batteries are to be removed from the appliance before being charged; – different types of batteries or new and used batteries are not to be mixed; – batteries are to be inserted with the correct polarity; – exhausted batteries are to be removed from the appliance and safely disposed of; – if the appliance is to be stored unused for a long period, the batteries should be removed; – the supply terminals are not to be short-circuited. 		N/A
11	Heating		—
11.5	<i>By means of an external power supply, battery-operated appliances are supplied at the terminals for the connection of the battery with the most unfavourable supply voltage between</i> <ul style="list-style-type: none"> – 0,55 and 1,0 times the battery voltage, if the appliance can be used with non-rechargeable batteries; – 0,75 and 1,0 times battery voltage, if the appliance is designed for use with rechargeable batteries only. 		N/A
	<i>The values specified in Table S.101 for the internal resistance per cell of the battery shall be taken into account.</i>		N/A
19	Abnormal operation		—
19.1	<i>For battery-operated appliances, the tests are carried out with the battery fully charged unless otherwise specified.</i>		N/A
19.13	<i>The battery shall not rupture or ignite.</i>		N/A
19.S.101	<i>Battery-operated appliances are supplied with the voltage specified in 11.5. The supply terminals having an indication of polarity are connected to the opposite polarity, unless such a connection is unlikely to occur due to the construction of the appliance.</i>		N/A
19.S.102	<i>For battery-operated appliances with provision for multiple batteries, one or more of the batteries shall be reversed and the appliance shall be operated, if reversal of batteries is allowed by the construction.</i>		N/A
25	Supply connection and external flexible cords		—
25.5	The flexible leads or flexible cord used to connect an external battery or battery box in battery-operated appliances shall be connected to the appliance by a type X attachment .		N/A

IEC 60335-1:2010/A1:2013			
Clause	Requirement - Test	Result - Remark	Verdict
25.13	This requirement is not applicable to the flexible leads or flexible cord connecting external batteries or a battery box with an appliance.		N/A
25.S.101	Battery-operated appliances shall have suitable means for connection of the battery. If the type of battery is marked on the appliance, the means of connection shall be suitable for this type of battery.		N/A
26	Terminals for external conductors		—
26.5	Terminal devices in an appliance for the connection of the flexible leads or flexible cord connecting an external battery or battery box shall be so located or shielded that there is no risk of accidental connection between supply terminals.		N/A
30	Resistance to heat and fire		—
30.2.3.2	<i>Addition: There shall be no battery in the area of the vertical cylinder used for the consequential needle flame test unless the battery is shielded by a barrier that meets the needle flame test of Annex E or that comprises material classified as V-0 or V-1 according to IEC 60695-11-10 provided that the test sample used for the classification was no thicker than the relevant part of the appliance.</i>		N/A

---End of Attachment 5---

Attachment 2

Clause	Requirement - Test	Result - Remark	Verdict
--------	--------------------	-----------------	---------

<p>ATTACHMENT TO TEST REPORT IEC 60335-1 Household and similar electrical appliances – Safety – Part 1: General requirements</p>	
Differences according to:	EN 60335-1:2012/ A11: 2014
Attachment Form No.:	EN 60335-1/A11
Attachment Originator:	SGS-CSTC
Master Attachment:	Date 2014-09

7.14	In NOTE Z1, replace "IEC 82079-1" by "EN 82079-1".		N/A
Annex ZF	In Table ZF.1 – List of standards under CLC/TC 61, replace line of EN 60335-2-38 by the following: EN 60335-2-38, Commercial electric griddles and griddle grills with moving parts		N/A

---End of Attachment 6---