



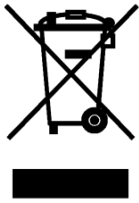


<b>Prüfbericht-Nr.:</b> Test Report No.:	<b>50091469 016</b>	<b>Auftrags-Nr.:</b> Order No.:	180123560	Seite 1 von 32 Page 1 of 32	
<b>Kunden-Referenz-Nr.:</b> Client Reference No.:	N/A	<b>Auftragsdatum:</b> Order date:	03.03.2020		
<b>Auftraggeber:</b> Client:	NINGBO BAKELON ELECTRICAL APPLIANCE CO., LTD.				
<b>Prüfgegenstand:</b> Test item:	Contact grill				
<b>Bezeichnung / Typ-Nr.:</b> Identification / Type No.:	See page 3				
<b>Auftrags-Inhalt:</b> Order content:	Type Test				
<b>Prüfgrundlage:</b> Test specification:	EN 60335-1:2012+A11+A13+A1+A14+A2 EN 60335-2-9:2003+A1+A2+A12+A13 EN 62233:2008 AfPS GS 2019:01 PAK				
<b>Wareneingangsdatum:</b> Date of receipt:	05.03.2020				
<b>Prüfmuster-Nr.:</b> Test sample No.:	A001016014				
<b>Prüfzeitraum:</b> Testing period:	05.03.2020 – 24.03.2020				
<b>Ort der Prüfung:</b> Place of testing:	TÜV Rheinland /CCIC (Ningbo) Co., Ltd.				
<b>Prüflaboratorium:</b> Testing laboratory:	TÜV Rheinland /CCIC (Ningbo) Co., Ltd.				
<b>Prüfergebnis*:</b> Test result*:	Pass				
<b>geprüft von / tested by:</b>	<b>kontrolliert von / reviewed by:</b>				
31.03.2020 Lynn Park/PE	31.03.2020 Liwei Lang/TC				
<b>Datum</b> Date	<b>Name / Stellung</b> Name / Position	<b>Unterschrift</b> Signature	<b>Datum</b> Date	<b>Name / Stellung</b> Name / Position	<b>Unterschrift</b> Signature
<b>Sonstiges / Other:</b> Update standards and add alternative components. Annex 1: PAHs risk analysis filled by manufacturer (1 page) Annex 2: PAHs risk analysis filled by GS test center (1 page) Annex 3: LFGB list (1 page) Annex 4: Construction check report (5 pages)					
<b>Zustand des Prüfgegenstandes bei Anlieferung:</b> Condition of the test item at delivery:			Prüfmuster vollständig und unbeschädigt Test item complete and undamaged		
* Legende: 1 = sehr gut 2 = gut 3 = befriedigend 4 = ausreichend 5 = mangelhaft P(ass) = entspricht o.g. Prüfgrundlage(n) F(ail) = entspricht nicht o.g. Prüfgrundlage(n) N/A = nicht anwendbar N/T = nicht getestet Legend: 1 = very good 2 = good 3 = satisfactory 4 = sufficient 5 = poor P(ass) = passed a.m test specification(s) F(ail) = failed a.m test specification(s) N/A = not applicable N/T = not tested					
<b>Dieser Prüfbericht bezieht sich nur auf das o.g. Prüfmuster und darf ohne Genehmigung der Prüfstelle nicht auszugsweise vervielfältigt werden. Dieser Bericht berechtigt nicht zur Verwendung eines Prüfzeichens.</b> <i>This test report only relates to the a. m. test sample. Without permission of the test center this test report is not permitted to be duplicated in extracts. This test report does not entitle to carry any test mark.</i>					

<b>TEST REPORT</b> <b>IEC 60335-2-9</b> <b>Safety of household and similar electrical appliances</b> <b>Part 2: Particular requirements for grills, toasters and similar cooking appliances</b>	
<b>Report Number.....:</b>	50091469 016
<b>Date of issue.....:</b>	See cover page
<b>Total number of pages.....:</b>	See cover page
<b>Name of Testing Laboratory preparing the Report.....:</b>	TÜV Rheinland /CCIC (Ningbo) Co., Ltd. 3F, Building C13, R&D Park, No.32 Lane 299 Guanghua Road, National Hi-Tech Zone, Ningbo 315048 China
<b>Applicant's name .....</b>	NINGBO BAKELON ELECTRICAL APPLIANCE CO., LTD.
<b>Address .....</b>	NO. 88 XIANTAN ROAD, LANGXIA VILLAGE, LANGXIA STREET YUYAO CITY, 315480 ZHEJIANG P. R. China
<b>Test specification:</b>	
<b>Standard .....</b>	IEC 60335-2-9:2002 (Fifth edition) + A1:2004 + A2:2006 in conjunction with IEC 60335-1:2010 (Fifth Edition)
<b>Test procedure .....</b>	GS mark and CE LVD
<b>Non-standard test method .....</b>	N/A
<b>Test Report Form No. ....:</b>	IEC60335_2_9K
<b>Test Report Form(s) Originator ...:</b>	LCIE
<b>Master TRF .....</b>	Dated 2014-08
<b>Copyright © 2014 IEC System of Conformity Assessment Schemes for Electrotechnical Equipment and Components (IECEE System). All rights reserved.</b> This publication may be reproduced in whole or in part for non-commercial purposes as long as the IECEE is acknowledged as copyright owner and source of the material. IECEE takes no responsibility for and will not assume liability for damages resulting from the reader's interpretation of the reproduced material due to its placement and context.	
<b>This report is not valid as a CB Test Report unless signed by an approved CB Testing Laboratory and appended to a CB Test Certificate issued by an NCB in accordance with IECEE 02.</b>	
<b>General disclaimer:</b>	
The test results presented in this report relate only to the object tested. This report shall not be reproduced, except in full, without the written approval of the Issuing CB Testing Laboratory. The authenticity of this Test Report and its contents can be verified by contacting the NCB, responsible for this Test Report.	

<b>Test item description .....</b>	Contact grill	
<b>Trade Mark .....</b>	N/A	
<b>Manufacturer .....</b>	Same as applicant	
<b>Model/Type reference.....</b>	ZM-708, ZM-708B, ZM-709B, ZM-800B,ZM-801B, ZM-902B; ZM-800; ZM-801C, ZM-802B; ZM-704, ZM-705, ZM-706B, ZM-704J, ZM-705J, ZM-706BJ	
<b>Ratings.....</b>	AC 220-240V; 50-60Hz; 750W; Class I 1500W for ZM-708,ZM-708B 2200W for ZM-902B 1800W for ZM-800 1600W for others 750W for ZM-704, ZM-705, ZM-706B, ZM-704J, ZM-705J, ZM-706BJ	
<b>Responsible Testing Laboratory (as applicable), testing procedure and testing location(s):</b>		
<input checked="" type="checkbox"/>	<b>Testing Laboratory:</b>	<b>TÜV Rheinland /CCIC (Ningbo) Co., Ltd.</b>
	<b>Testing location/ address.....</b>	3F,Building C13, R&D Park, No.32 Lane 299 Guanghua Road, National Hi-Tech Zone, Ningbo 315048 China
<input type="checkbox"/>	<b>Associated CB Testing Laboratory:</b>	N/A
	<b>Testing location/ address.....</b>	
	<b>Tested by (name, function, signature)....:</b>	See cover page
	<b>Approved by (name, function, signature) :</b>	See cover page
<b>Testing procedure: TMP/CTF Stage 1:</b>		
<input type="checkbox"/>		N/A
	<b>Testing location/ address.....</b>	
	<b>Tested by (name, function, signature)....:</b>	
	<b>Approved by (name, function, signature) :</b>	
<b>Testing procedure: WMT/CTF Stage 2:</b>		
<input type="checkbox"/>		N/A
	<b>Testing location/ address.....</b>	
	<b>Tested by (name + signature) .....</b>	
	<b>Witnessed by (name, function, signature) :</b>	
	<b>Approved by (name, function, signature) :</b>	
<b>Testing procedure:</b>		
<input type="checkbox"/>	<b>SMT/CTF Stage 3 or 4:</b>	N/A
	<b>Testing location/ address.....</b>	
	<b>Tested by (name, function, signature)....:</b>	
	<b>Witnessed by (name, function, signature) :</b>	
	<b>Approved by (name, function, signature) :</b>	
	<b>Supervised by (name, function, signature) :</b>	



<p><b>List of Attachments (including a total number of pages in each attachment):</b></p> <p>See cover page</p>	
<p><b>Summary of testing:</b></p> <p>All models were subjected to construction check.</p> <p>EK1AG2 rev.10 was taken into consideration.</p> <p>Reasonable foreseeable use is covered by the standard and related EK decision applied. Currently neither a safeguard clause procedure has been invoked nor is an increase in accidents known for this/these product(s).</p>	
<p><b>Tests performed (name of test and test clause):</b></p> <p>All tests above.</p>	<p><b>Testing location:</b></p> <p>TÜV Rheinland /CCIC (Ningbo) Co., Ltd.</p> <p>3F, Building C13, R&amp;D Park, No.32 Lane 299 Guanghua Road, National Hi-Tech Zone, Ningbo 315048 China</p>
<p><b>Summary of compliance with National Differences</b></p> <p><b>List of countries addressed:</b></p> <p>DE(DE=Germany) and EUROPEAN GROUP DIFFERENCES</p> <p><input checked="" type="checkbox"/> <b>The product fulfils the requirements of <u>EN 60335-1:2012+A11+A13+A1+A14+A2; EN 60335-2-9:2003+A1+A2+A12+A13; EN 62233:2008; AfPS GS 2019:01 PAK.</u></b></p>	

<p><b>Copy of marking plate</b></p> <div style="border: 1px solid black; padding: 10px; margin: 10px 0;"> <p>ZM-704 AC 220-240V 50-60Hz 750W NINGBO BAKELON ELECTRICAL APPLIANCE CO., LTD. NO. 88 XIANTAN ROAD, LANGXIA VILLAGE, LANGXIA STREET YUYAO CITY, ZHEJIANG 315480 P. R. China</p> <div style="display: flex; justify-content: space-around; align-items: center;"> <div style="text-align: center;">   <small>www.tuv.com ID 1419052131</small> </div> <div style="text-align: center;">  </div> <div style="text-align: center;">  </div> <div style="text-align: center;">  </div> </div> </div> <p>Remark: Marking plates for other models were same as above one except for model designation and rated power input.</p> <p>Manufacture or/and his importer shall ensure product bears label requirements in article 6 and article 8 of the 2014/35/EU relate to name, batch number, post address prior place the product into EU market.</p>
---

<b>Test item particulars</b> .....:	
<b>Classification of installation and use</b> .....: Portable appliance	
<b>Supply Connection</b> .....: Type Y attachment (non-detachable cord with plug)	
<b>Possible test case verdicts:</b>	
- test case does not apply to the test object .... : N/A	
- test object does meet the requirement ..... : P (Pass)	
- test object does not meet the requirement ... : F (Fail)	
<b>Testing</b> .....:	
<b>Date of receipt of test item</b> .....: See cover page	
<b>Date (s) of performance of tests</b> .....: See cover page	
<b>General remarks:</b>	
"(See Enclosure #)" refers to additional information appended to the report. "(See appended table)" refers to a table appended to the report.	
Throughout this report a <input checked="" type="checkbox"/> comma / <input type="checkbox"/> point is used as the decimal separator.	
<b>Manufacturer's Declaration per sub-clause 4.2.5 of IEC60335-1:</b>	
The application for obtaining a CB Test Certificate includes more than one factory location and a declaration from the Manufacturer stating that the sample(s) submitted for evaluation is (are) representative of the products from each factory has been provided .....:	<input type="checkbox"/> <b>Yes</b> <input checked="" type="checkbox"/> <b>Not applicable</b>
<b>When differences exist; they shall be identified in the General product information section.</b>	
<b>Name and address of factory (ies)</b> .....: Same as manufacturer	

**General product information:**

Contact grill is intended for household and indoor use only. All models are fitted with a thermostat and thermal link. Difference between all models refer to below table:

Model name	Appearance	Thermostat	Metal cover	Open position
ZM-708		fixed	No	One
ZM-708B		Adjustable	Yes	One
ZM-709B		Adjustable	Yes	Two
ZM-800B		Adjustable	Yes	Two
ZM-801B		Adjustable	Yes	Two
ZM-902B		Adjustable	Yes	Two

**Amendment 1:**


Co-license issued

**Amendment 2:**

Construction of ZM-902B was changed, details see photo documentation.

**Amendment 3:**

1. Add new model ZM-800.
2. ZM-800 was same as ZM-800B except for appearance.

Model name	Appearance	Thermostat	Metal cover	Open position
ZM-800		Adjustable	Yes	Two

**Amendment 4:**

1. Add alternative components listed in table 24.1
2. Remove the insulation cotton in lower base of ZM-902B
3. remove the external sleeve for terminal of heating element of ZM-902B, this construction return to

original in 50091469 001  
connection manner

**Amendment 5:**

1. Add alternative thermostat listed in table 24.1
  2. Changed shape of working surface.
  3. Add insulation cotton in upper appliance part.
- Details see documentation.

**Amendment 6:**

Add alternative earthing for top cover, details see photo documentation.

**Amendment 7:**

Co-license issued

**Amendment 8:**

1. Add new models: ZM-801C, ZM-802B;  
ZM-801C was identical with ZM-801B except the rocker.  
ZM-802B was identical with ZM-801C except the enclosure.
2. Add alternative components listed in table 24.1 for all models.

**Amendment 9:**

Co-license issued.

**Amendment 10:**

Add alternative components for all models.  
More details see Cl.24.1 bold part.

**Amendment 11:**

Change the way of indicator lightening for ZM-709B.  
When it works, the indicator of "Power" is light. Otherwise, the indicators of "Power" and "Ready" are both light.  
Add heat insulation cotton in the top enclosure.  
More details see photo documentation.

**Amendment 12:**

1. Add alternative components (power cord, power plug and internal wire) for all models.  
More details see Cl.24.1 bold part.
  2. Add tube on internal wire for ZM-709B.  
More details see photo documentation.
- After evaluation, no test needed.

**Amendment 13:**

Change internal wire connection of indicator for ZM-709B. After evaluation, no test needed.  
More details see photo documentation.

**Amendment 14:**

Add new models: ZM-704, ZM-705, ZM-706B, ZM-704J, ZM-705J, ZM-706BJ.  
ZM-704J has same construction as ZM-704 except the oil tray.  
ZM-705J has same construction as ZM-705 except the oil tray.  
ZM-706BJ has same construction as ZM-706B except the oil tray.  
ZM-704, ZM-705, ZM-706B have same construction except the enclosure.  
ZM-704J, ZM-705J, ZM-706BJ have same construction except the enclosure.  
More details see photo documentation.

**Amendment 15:**

1. Add alternative components(thermostat, plug, thermal link, internal wire). More details see Cl.24.1 bold part. CDF was revised.
  2. Change rated frequency from 50/60Hz to 50-60Hz.
  3. Update standards from EN 60335-1:2012+A11; EN 60335-2-9:2003+A1+A2+A12+A13; EN 62233:2008 to EN 60335-1:2012+A11+A13+A1+A14+A2; EN 60335-2-9:2003+A1+A2+A12+A13; EN 62233:2008; AfPS GS 2019:01 PAK.
- Construction check was performed for all models.

IEC 60335-2-9			
Clause	Requirement + Test	Result - Remark	Verdict
24	COMPONENTS		P
24.1	Components comply with safety requirements in relevant IEC standards		P
	List of components..... :	(see appended table)	P

24.1	TABLE: Critical components information Annex 1					P
Object / part No.	Manufacturer/ trademark	Type / model	Technical data	Standard	Mark(s) of conformity <sup>1)</sup>	
Thermostat (ZM-708)	Haiyan City Meige Electrical Factory	KSD301	AC 250V; 10A;3E4;Tf160°C; T220	EN 60730-1 EN 60730-2-9	TUVR 50217952	
Thermostat (ZM-708B,ZM-709B, ZM-800B, ZM-801B,ZM-902B)	Yueqing City Fada Electric Appliance Co., Ltd.	KST10B	AC 250V; 10A; Tf200°C; 1E5; T250	EN 60730-1 EN 60730-2-9	TUV SUD B 058452	
Alternative	Zhongshan Longde Electrical Co., Ltd.	RY240	AC 250V; 10A; Tf240°C	EN 60691	TUV SUD B 067446 027	
	JiangYin Zhi - Xiang Electronics Technology ., Ltd.	RY240	AC 250 V, 10 A, Tf240 °C	EN 60691	TUV R 50156815	
Internal wire	Jiangyin Yuanda Electrical Material Co., Ltd.	H05SJ-K	180°C, 0,3-0,5mm <sup>2</sup> for indicator; 0,5-0,75mm <sup>2</sup> for others	EN 50525-2-41	VDE 40016706	
	Dongguan Nistar Transmitting Technology Co., Inc	H05SJ-K	180°C, 0,3-0,5mm <sup>2</sup> for indicator; 0,5-0,75mm <sup>2</sup> for others	EN 50525-2-41	VDE 40017570	
	CIXI JIANGYUAN POWER CORD CO., LTD	H05SJ-K	180°C, 0,3-0,5mm <sup>2</sup> for indicator; 0,5-0,75mm <sup>2</sup> for others	EN 50525-2-41	VDE 40031080	
	Cixi Shuanghong Wire Co., Ltd.	H05SJ-K	180°C, 0,3-0,5mm <sup>2</sup> for indicator; 0,5-0,75mm <sup>2</sup> for others	EN 50525-2-41	VDE 40017324	

## Supplementary information:

- 1) Provided evidence ensures the agreed level of compliance. See OD-CB2039.
- 2) For the mark of conformity with \*, it means the components also tested with appliance accordingly.
- 3) BS plug must fitted with approved fuse-links having a rating appropriate to the cord fitted in accordance with table 2 of BS 1363-1."

24.1	TABLE: Critical components information Annex 1.1					P
Object / part No.	Manufacturer/ trademark	Type / model	Technical data	Standard	Mark(s) of conformity <sup>1)</sup>	
BS Plug only used in UK, not for GS mark (Non-rewireable Plug)	<b>Yuyao Zhongjian Electric Appliance Co., Ltd.,</b>	<b>ZJ-006</b>	<b>AC 250V; 10A</b>	<b>BS1363-1</b>	<b>ASTA 1270</b>	
Thermostat	Shaoxing XuHeng Electrical Appliance Co., Ltd	XH-B XH-C	AC250V, 10A, 1E5, <b>Tf180°C, T250</b>	EN 60730-1 EN 60730-2-9	TUVR 50330825	
Thermal link	<b>JiangYin Zhi - Xiang Electronics Technology ., Ltd.</b>	<b>RY240</b>	<b>AC 250 V, 10 A, Tf240 °C</b>	<b>EN 60691</b>	<b>TUV R 50156815</b>	
Internal wire	Jiangyin Yuanda Electrical Material Co., Ltd.	H05SJ-K	<b>180°C, 0,3-0,5mm<sup>2</sup> for indicator; 0,5-0,75mm<sup>2</sup> for others</b>	EN 50525-2-41	VDE 40016706	
	Dongguan Nistar Transmitting Technology Co., Inc	H05SJ-K	<b>180°C, 0,3-0,5mm<sup>2</sup> for indicator; 0,5-0,75mm<sup>2</sup> for others</b>	EN 50525-2-41	VDE 40017570	
	CIXI JIANGYUAN POWER CORD CO., LTD	H05SJ-K	<b>180°C, 0,3-0,5mm<sup>2</sup> for indicator; 0,5-0,75mm<sup>2</sup> for others</b>	EN 50525-2-41	VDE 40031080	
	CixiShuanghong Wire Co., Ltd.	H05SJ-K	<b>180°C, 0,3-0,5mm<sup>2</sup> for indicator; 0,5-0,75mm<sup>2</sup> for others</b>	EN 50525-2-41	VDE 40017324	
	SHENZHEN HONGYU ELECTRICAL CO LTD	HY-CE2, HY-CE5, HY-CE2X, HY-CE5X	<b>300V; 105°C</b>	EN 60335-1 EN 60335-2-9	UL E314734 +testedwith appliance	

<b>Insulation tube of thermal link and internal wire</b>	Jiangyin Yuanda Electrical Material Co., Ltd.	HST*	600V; 200°C	EN 60335-1 EN 60335-2-9	UL E246632 +tested with appliance
--	---	------	-------------	----------------------------	---

Supplementary information:

- 1) Provided evidence ensures the agreed level of compliance. See OD-CB2039.
- 2) For the mark of conformity with \*, it means the components also tested with appliance accordingly.
- 3) BS plug must fitted with approved fuse-links having a rating appropriate to the cord fitted in accordance with table 2 of BS 1363-1."

24.1	TABLE: Critical components information Annex 1.2					P
Object / part No.	Manufacturer/ trademark	Type / model	Technical data	Standard	Mark(s) of conformity <sup>1)</sup>	
Thermostat	Shaoxing XuHeng Electrical Appliance Co., Ltd.	XH-B XH-C	AC 250V, 10A, 1E5, <b>Tf160°C, T250</b>	EN 60730-1 EN 60730-2-9	TUV R 50330825	
Thermal link	<b>JiangYin Zhi - Xiang Electronics Technology ., Ltd.</b>	<b>RY240</b>	<b>AC 250 V, 10 A, Tf240 °C</b>	<b>EN 60691</b>	<b>TUVR 50156815</b>	
Internal wire	Dongguan Nistar Transmitting Technology Co., Inc	H05SJ-K	<b>180°C, 0,3-0,5mm<sup>2</sup> for indicator; 0,5-0,75mm<sup>2</sup> for others</b>	EN 50525-2-41	VDE 40017570	
	CIXI JIANGYUAN POWER CORD CO., LTD	H05SJ-K	<b>180°C, 0,3-0,5mm<sup>2</sup> for indicator; 0,5-0,75mm<sup>2</sup> for others</b>	EN 50525-2-41	VDE 40031080	
	Cixi Shuanghong Wire Co., Ltd.	H05SJ-K	<b>180°C, 0,3-0,5mm<sup>2</sup> for indicator; 0,5-0,75mm<sup>2</sup> for others</b>	EN 50525-2-41	VDE 40017324	

Supplementary information:

- 1) Provided evidence ensures the agreed level of compliance. See OD-CB2039.
- 2) For the mark of conformity with \*, it means the components also tested with appliance accordingly.
- 3) BS plug must fitted with approved fuse-links having a rating appropriate to the cord fitted in accordance with table 2 of BS 1363-1."

24.1	TABLE: Critical components information Annex 1.3					P
Object / part No.	Manufacturer/ trademark	Type / model	Technical data	Standard	Mark(s) of conformity <sup>1)</sup>	
Internal wire	Jiangyin Yuanda Electrical Material Co., Ltd.	H05SJ-K	<b>180°C,</b> <b>0,3-0,5mm<sup>2</sup> for indicator;</b> 0,5-0,75mm <sup>2</sup> for others	EN 50525-2-41	VDE 40016706	
	Dongguan Nistar Transmitting Technology Co., Inc	H05SJ-K	<b>180°C,</b> <b>0,3-0,5mm<sup>2</sup> for indicator;</b> 0,5-0,75mm <sup>2</sup> for others	EN 50525-2-41	VDE 40017570	
	CIXI JIANGYUAN POWER CORD CO., LTD	H05SJ-K	<b>180°C,</b> <b>0,3-0,5mm<sup>2</sup> for indicator;</b> 0,5-0,75mm <sup>2</sup> for others	EN 50525-2-41	VDE 40031080	
	Cixi Shuanghong Wire Co., Ltd.	H05SJ-K	<b>180°C,</b> <b>0,3-0,5mm<sup>2</sup> for indicator;</b> 0,5-0,75mm <sup>2</sup> for others	EN 50525-2-41	VDE 40017324	
<p>Supplementary information:</p> <p>1) Provided evidence ensures the agreed level of compliance. See OD-CB2039.</p> <p>2) For the mark of conformity with *, it means the components also tested with appliance accordingly.</p> <p>3) BS plug must fitted with approved fuse-links having a rating appropriate to the cord fitted in accordance with table 2 of BS 1363-1."</p>						

EN 60335-1:2012/A13			
	Replace Annex ZC of EN 60335-1:2012 with the following:		P
Annex ZC	Normative references to international publications with their corresponding European publications		P
	Replace Annex ZZ of EN 60335-1:2012 with the following:		P
Annex ZZA	Relationship between this European Standard and the safety objectives of Directive 2014/35/EU [2014 OJ L96] aimed to be covered		P
Annex ZZB	Relationship between this European Standard and the essential requirements of Directive 2006/42/EC aimed to be covered		N/A

Differences from EN 60335-1:2012 + AC:2014 + A11:2014 + A13:2017 to EN 60335-1:2012 + AC:2014 + A11:2014 + A13:2017 + A1:2019 + A14:2019 + A2:2019			
Clause	Requirement + Test	Result - Remark	Verdict
	<b>GENELEC COMMON MODIFICATIONS (EN)</b>		
6.1	For a class III construction with a detachable power supply part the appliance is classified according to the detachable power supply part		N/A
7.1	Symbol IEC 60417-5018, for class II and class III appliances incorporating a functional earth		N/A
	Symbol IEC 60417-5180, for class III appliances, unless		N/A
	the appliance is operated by batteries only, or		N/A
	for appliances powered by rechargeable batteries recharged in the appliance		N/A
7.4	Appliances adjustable for different rated voltages or rated frequencies, the voltage or the frequency setting is clearly discernible		N/A
	Requirement met if frequent changes are not required and the rated voltage or rated frequency to which the appliance is to be adjusted is determined from a wiring diagram		N/A
7.6	Correct symbols used		P
7.8	Marking of functional earthing terminals (symbol IEC 60417-5018)		N/A
7.10	A push-push button switch used for start and stop the operation shall not be used for other functions such as changing the motor speed.		N/A
	For hand-held appliances with rated power input 50 W or lower it is acceptable to have a push-push button for different functions including on / off if there is an immediate feedback to the user e.g. by tactile feedback or audible and visible feedback.		N/A
	Where a push button can cycle through various modes during a prolonged push this is allowed as long as the appliance will switch off with a single short push action.		N/A
	Audible feedback is any audible response got immediately after the operation of the switch.		N/A
	The click of a switch can be accepted as an audible feedback provided that it is originated inside the switch that is operated and can be heard at a distance of 77 cm from the switch.		N/A
	The sound of the motor is regarded as an audible feedback.		N/A

Differences from EN 60335-1:2012 + AC:2014 + A11:2014 + A13:2017 to EN 60335-1:2012 + AC:2014 + A11:2014 + A13:2017 + A1:2019 + A14:2019 + A2:2019			
Clause	Requirement + Test	Result - Remark	Verdict
	Add the following text after the third paragraph of the addition: Constructions with switches that have two different stable positions (meaning that it can be seen or felt when they have been pressed or rotated) are considered to have a tactile feedback		N/A
7.12	For appliances for altitudes exceeding 2000 m, the maximum altitude is stated.....:		N/A
	The instructions for appliances incorporating a functional earth states that the appliance incorporates an earth connection for functional purposes only		N/A
7.12.1	If different rated voltages or different rated frequencies are marked, the instructions state what action to be taken to adjust the appliance		N/A
7.12.9	Instructions specified in 7.12 and from 7.12.1 to 7.12.8 appear together before any other instructions supplied with the appliance		P
	These instructions may be supplied with the appliance separately from any functional use booklet		N/A
	They may follow the description of the appliance that identifies parts, or follow the drawings/sketches		P
	In addition, instructions are also available in an alternative format such as on a website or on request from the user in a format such as a DVD		P
7.14	Markings clearly legible and durable:		P
	Signal words WARNING, CAUTION, DANGER in uppercase having a height as specified .....		N/A
	Uppercase letter of the text explaining the signal word not smaller than 1,6 mm .....		N/A
	Moulded in, engraved, or stamped markings either raised above or have a depth below the surface of at least 0,25 mm, unless		N/A
	contrasting colours are used		N/A
	Markings checked by inspection, measurement and rubbing test as specified		P
7.15	The symbol IEC 60417-5018 placed next to the symbol IEC 60417-5172 or IEC 60417-5180		N/A
8.1.1	Also test probe 18 of EN 61032 is applied		P
	The appliance being in every possible position during the test, except that		P

Differences from EN 60335-1:2012 + AC:2014 + A11:2014 + A13:2017 to EN 60335-1:2012 + AC:2014 + A11:2014 + A13:2017 + A1:2019 + A14:2019 + A2:2019			
Clause	Requirement + Test	Result - Remark	Verdict
8.1.3	Instead of test probe B, test probe 18 and test probe 13, for appliances other than those of class II, test probe 41 of IEC 61032 is applied with a force not exceeding 1 N to live parts of visibly glowing heating elements, all poles of which can be disconnected by a single switching action		P
	For a single switching action obtained by a switching device, requirements as specified		N/A
	For appliances with a supply cord and without a switching device, the single switching action may be obtained by the withdrawal of the plug		P
10.1	If the power input varies throughout the operating cycle and the maximum value of the power input exceeds, by a factor greater than two, the arithmetic mean value of the power input occurring during a representative period, the power input is the maximum value that is exceeded for more than 10 % of the representative period		N/A
	Otherwise the power input is the arithmetic mean value		P
10.2	If the current varies throughout the operating cycle and the maximum value of the current exceeds, by a factor greater than two, the arithmetic mean value of the current occurring during a representative period, the current is the maximum value that is exceeded for more than 10 % of the representative period		N/A
	Otherwise the current is the arithmetic mean value		N/A
11.8	Temperature rises monitored continuously and not exceeding the values in table 3		P
13.2	The leakage current including Class II construction is measured by means of the circuit described in Figure 4 of IEC 60990:1999		P
	For class 0I appliances and class I appliances, except parts of class II construction, C may be replaced by a low impedance ammeter		P
	Leakage current measurements .....		P
15.2	Spillage of liquid does not affect the electrical insulation		N/A
	Spillage solution comprising water containing approximately 1 % NaCl and 0,6 % rinsing agent		N/A
	Appliances with type X attachment fitted with a flexible cord as described		N/A

Differences from EN 60335-1:2012 + AC:2014 + A11:2014 + A13:2017 to EN 60335-1:2012 + AC:2014 + A11:2014 + A13:2017 + A1:2019 + A14:2019 + A2:2019			
Clause	Requirement + Test	Result - Remark	Verdict
	Appliances incorporating an appliance inlet tested with or without an connector, whichever is most unfavourable		N/A
	Detachable parts are removed		N/A
	Overfilling test with additional amount of the solution, over a period of 1 min (l) .....		N/A
	The appliance withstands the electric strength test of 16.3		N/A
	No trace of water on insulation that can result in a reduction of clearances or creepage distances below values specified in clause 29		N/A
16.2	Single-phase appliances: test voltage 1.06 times rated voltage (V) .....		P
	Three-phase appliances: test voltage 1.06 times rated voltage divided by $\sqrt{3}$ (V).....		P
	Leakage current measurements including Class II Construction	(see appended table)	P
19.1	If the control performs more than one function, only that aspect of the control under consideration is rendered inoperative.		N/A
	Other functions of the control may continue to operate normally.		N/A
19.7	Test repeated with capacitors short-circuited one at a time, unless		N/A
	the capacitor is of class S2 or S3 of IEC 60252-1		N/A
	An electronic timer or programmer that operates to ensure compliance with the test before the maximum period under the conditions of Clause 11 is reached, is a protective electronic circuit		N/A
19.11.3	If the appliance incorporates a protective electronic circuit that operates to ensure compliance with clause 19, the appliance is tested as specified		N/A
19.11.4.2	The appliance is subjected to radiated fields in accordance with IEC 61000-4-3, at frequency ranges specified		N/A
19.11.4.4	The power supply terminals of the appliance subjected to voltage surges in accordance with IEC 61000-4-5, test level 3 or 4 as specified		N/A
	An open circuit test voltage of 2 kV is applicable for the line-to-line coupling mode		N/A
	An open circuit test voltage of 4 kV is applicable for the line-to-earth coupling		N/A

Differences from EN 60335-1:2012 + AC:2014 + A11:2014 + A13:2017 to EN 60335-1:2012 + AC:2014 + A11:2014 + A13:2017 + A1:2019 + A14:2019 + A2:2019			
Clause	Requirement + Test	Result - Remark	Verdict
	Earthed heating elements in class I appliances disconnected		N/A
20.2	For appliances having dangerous moving parts, due to their working function, e.g. the needle of a sewing machine, tools of kitchen machines or the blade of an electrical knife, full protection is not possible for performing their intended use		N/A
22.5	No risk of electric shock when touching pins, for appliances having a capacitor with rated capacitance equal to or greater than 0,1µF, the appliance being disconnected from the supply at the instant of voltage peak		N/A
	Voltage not exceeding 34 V (V).....:		N/A
	If compliance relies on the operation of an electronic circuit, the electromagnetic phenomena tests of 19.11.4.3 and 19.11.4.4 are applied		N/A
	The discharge test is then repeated three times, voltage not exceeding 34 V (V).....:		N/A
22.12	Handles, knobs etc. fixed in a reliable manner, if loosening result in a hazard		P
	Removing or fixing in wrong position of handles, knobs etc. indicating position of switches or similar components not possible, if resulting in a hazard		N/A
	A choking hazard does not apply to appliances for commercial use		N/A
	Axial force 15 N applied to parts, the shape being so that an axial pull is unlikely to be applied		P
	Axial force 30 N applied to parts, the shape being so that an axial pull is likely to be applied		P
	If the part is removed and can be contained within the small parts cylinder, it is considered to be a choking hazard		N/A
	Other parts intended to be detached during use, maintenance or cleaning (e.g. batteries, battery covers, lids, attachments, steam nozzles) are not considered as parts providing a similar function as handles, knobs, grips, levers		N/A
22.17	The requirement is not applicable to built-in appliances		N/A
22.32	Ceramic and similar porous material in which heating conductors are embedded is considered to be basic insulation, not reinforced insulation		P

Differences from EN 60335-1:2012 + AC:2014 + A11:2014 + A13:2017 to EN 60335-1:2012 + AC:2014 + A11:2014 + A13:2017 + A1:2019 + A14:2019 + A2:2019			
Clause	Requirement + Test	Result - Remark	Verdict
22.33	Conductive liquids that are or may become accessible in normal use and conductive liquids that are in contact with unearthed accessible metal parts are not in direct contact with live parts, or		N/A
	unearthed metal parts separated from live parts by basic insulation only		N/A
22.35	This requirement does not apply to handles, levers and knobs on stationary appliances and cordless appliances, other than those of electrical components, provided they are reliably connected to an earthing terminal or earthing contact, or separated from live parts by earthed metal		N/A
22.53	Class II appliances and class III appliances that incorporate functionally earthed parts have at least double insulation or reinforced insulation between live parts and the functionally earthed parts		N/A
22.54	Button cells and batteries designated R1 not accessible without the aid of a tool, unless		N/A
	the cover of their compartment can only be opened after at least two independent movements have been applied simultaneously		N/A
22.55	Devices operated to stop the intended function of the appliance, if any, are distinguished from other manual devices by means of shape, size, surface texture or position .....		N/A
	The requirement concerning position does not preclude use of a push on push off switch		N/A
	An indication when the device has been operated is given by:		N/A
	– tactile feedback from the actuator or from the appliance, or		N/A
	– reduction in heat output; or		N/A
	– audible and visible feedback		N/A
22.56	Detachable power supply part provided with the part of class III construction		N/A
22.57	The properties of non-metallic materials do not degrade from exposure to UV-C radiation, as specified in Annex T		N/A
	This requirement does not apply to glass, ceramics or similar materials		N/A
23.5	A single layer of internal wiring insulation does not provide reinforced insulation		P

Differences from EN 60335-1:2012 + AC:2014 + A11:2014 + A13:2017 to EN 60335-1:2012 + AC:2014 + A11:2014 + A13:2017 + A1:2019 + A14:2019 + A2:2019			
Clause	Requirement + Test	Result - Remark	Verdict
24.1	Components comply with the safety requirements specified in the relevant EN standards as far as they reasonably apply		P
	Motors are not required to comply with EN 60034-1, but tested as part of the appliance according to this standard		N/A
	Relays are tested as part of the appliance according to this standard		N/A
	Relays may be alternatively tested to EN 60730-1 and the additional requirements in EN 60335-1		N/A
	The requirements of Clause 29 of this standard apply between live parts of components and accessible parts of the appliance		P
	Components may comply with the requirements for clearances and creepage distances for functional insulation as specified in the relevant component standard		P
	The requirements of 30.2 of this standard apply to parts of non-metallic material in components including parts of non-metallic material supporting current-carrying connections inside components		P
	Components that have not been tested and shown to comply with the EN standard for the relevant component are tested according to the requirements of 30.2 of this standard		P
	Components that have been tested and shown to comply with the resistance to fire requirements in the EN standard for the relevant component need not be retested provided that:		N/A
	- the severity specified in the component standard is not less than the severity specified in 30.2, and		N/A
	- the test report for the component states the values of $t_e$ and $t_i$ acc. to EN 60695-2-11		N/A
	If the above two conditions are not satisfied, the component is tested as part of the appliance		N/A
	Power electronic converter circuits are not required to comply with EN 62477-1, but tested as part of the appliance according to this standard		N/A
	Unless components have been tested and found to comply with the relevant EN standard for the number of cycles specified, they are tested in accordance with 24.1.1 to 24.1.9		N/A
	For components mentioned in 24.1.1 to 24.1.9, no additional tests specified in the relevant EN standard for the component are necessary other than those specified in 24.1.1 to 24.1.9		P

Differences from EN 60335-1:2012 + AC:2014 + A11:2014 + A13:2017 to EN 60335-1:2012 + AC:2014 + A11:2014 + A13:2017 + A1:2019 + A14:2019 + A2:2019			
Clause	Requirement + Test	Result - Remark	Verdict
	Components that have not been tested and found to comply with the relevant EN standard, and		P
	components that are not marked or not used in accordance with their marking,		P
	are tested in accordance with the conditions occurring in the appliance, the number of samples being that required by the relevant standard		P
	Lamp-holders and starter-holders that have not been tested and found to comply with the relevant EN standard are tested as a part of the appliance and additionally comply with the gauging and interchangeability requirements of the relevant EN standard under the conditions occurring in the appliance		N/A
	Where the relevant EN standard specifies these gauging and interchangeability requirements at elevated temperatures, the temperatures measured during the tests of Clause 11 are used		P
	There are no additional tests specified for nationally standardized plugs such as those detailed in IEC/TR 60083 or connectors complying with the standard sheets of EN 60320-1 and EN 60309, unless they are specifically mentioned in the text of this standard		N/A
	Plugs and socket-outlets and other connecting devices of interconnection cords are not interchangeable with plugs and socket-outlets listed in IEC/TR 60083 or IEC 60906-1, or		N/A
	with connectors and appliance inlets complying with the standard sheets of EN 60320-1, if		N/A
	direct supply to these parts from the supply mains gives rise to a hazard		N/A
	For plugs used in CENELEC countries Annex ZH applies		P
24.1.2	Transformers in associated switch mode power supplies comply with Annex BB of IEC 61558-2-16. Clause 26 of IEC 61558-1 and Annex H of IEC 61558-1 are not applicable.		N/A
24.1.4	Thermal cut-outs of the capillary type comply with the requirements for type 2.K controls in IEC 60730-2-9		P
24.1.5	However, for class II appliances classified higher than IPX0, the appliance couplers comply with IEC 60320-2-3		N/A

Differences from EN 60335-1:2012 + AC:2014 + A11:2014 + A13:2017 to EN 60335-1:2012 + AC:2014 + A11:2014 + A13:2017 + A1:2019 + A14:2019 + A2:2019			
Clause	Requirement + Test	Result - Remark	Verdict
24.8	The requirement is considered to be met - the capacitors are of class S2 or S3 according to IEC 60252-1.		N/A
24.Z1	Type S2 and S3 capacitors according to EN 60252-1 are not required to undergo the testing as required by 30.2.2 and 30.2.3.1		N/A
25.1	supply cord fitted with a plug, the current rating and voltage rating of the plug being not less than the corresponding ratings of its associated appliance		P
	Plugs and pins for insertion into socket outlets follow the relevant standards sheets in Annex ZH		P
25.7	Supply cords, other than for class III appliances, being one of the following types:		P
	- rubber sheathed (at least 60245 IEC 53)		P
	Rubber sheathed cords (60245 IEC 53) are not suitable for appliances intended to be used outdoors, or		P
	when they are liable to be exposed to significant amount of ultraviolet radiation		P
	- polychloroprene sheathed (at least 60245 IEC 57)		N/A
	- polyvinyl chloride sheathed. Not used if they are likely to touch metal parts having a temperature rise exceeding 75 K during the test of clause 11		N/A
	<ul style="list-style-type: none"> <li>light polyvinyl chloride sheathed cord (60227 IEC 52), for appliances not exceeding 3 kg</li> </ul>		N/A
	<ul style="list-style-type: none"> <li>ordinary polyvinyl chloride sheathed cord (60227 IEC 53), for other appliances</li> </ul>		P
	- heat resistant polyvinyl chloride sheathed. Not used for type X attachment other than specially prepared cords		N/A
	<ul style="list-style-type: none"> <li>heat-resistant light polyvinyl chloride sheathed cord (60227 IEC 56), for appliances not exceeding 3 kg</li> </ul>		N/A
	<ul style="list-style-type: none"> <li>heat-resistant polyvinyl chloride sheathed cord (60227 IEC 57), for other appliances</li> </ul>		N/A
	- halogen-free, low smoke, thermoplastic insulated and sheathed		N/A
	<ul style="list-style-type: none"> <li>light duty halogen-free low smoke flexible cable (62821 IEC 101) for circular cable and (62821 IEC 101f) for flat cable</li> </ul>		N/A

Differences from EN 60335-1:2012 + AC:2014 + A11:2014 + A13:2017 to EN 60335-1:2012 + AC:2014 + A11:2014 + A13:2017 + A1:2019 + A14:2019 + A2:2019			
Clause	Requirement + Test	Result - Remark	Verdict
	<ul style="list-style-type: none"> <li>Ordinary duty halogen-free low smoke flexible cable (62821 IEC 102) for circular cable and (62821 IEC 102f) for flat cable</li> </ul>		N/A
	Supply cords for class III appliances adequately insulated		N/A
	Test with 500 V for 2 min for supply cords of class III appliances that contain live parts		N/A
25.10	In multi-phase appliances, the colour of the neutral conductor of the supply cord is blue		N/A
	Where additional neutral conductors are provided in the supply cord:		N/A
	– other colours may be used for these additional neutral conductors;		N/A
	– all of the neutral conductors and line conductors are identified by marking using the alpha numeric notation specified in IEC 60445		N/A
	– the supply cord is fitted to the appliance		N/A
25.13	If it is not evident that the supply cord can be introduced without risk of damage, a non-detachable lining or bushing complying with 29.3 for supplementary insulation provided		N/A
25.15	Pull and torque test of supply cord:		P
	- fixed appliances: pull 100 N; torque (not on automatic cord reel) (Nm) .....		N/A
	- other appliances: values shown in table 12: mass (kg); pull (N); torque (not on automatic cord reel) (Nm) .....		P
	Cord not damaged and max. 2 mm displacement of the cord		P
25.20	The conductors of the supply cord for type Y and Z attachment insulated from accessible metal parts		P
25.23	for class I or class II appliance with class III construction, the cross sectional areas of the conductors need not comply with 25.8 if specified conditions are met		P
25.25	Instead of IEC/TR 60083, dimensions of the pins and engagement face of plugs of appliances that are inserted into socket-outlets are in accordance with the dimensions of the relevant plug standard		P
	Common plugs and socket-outlets types in CENELEC countries as shown in Annex ZH		P
27.1	Class 0, II and III appliances have no provision for protective earthing		N/A

Differences from EN 60335-1:2012 + AC:2014 + A11:2014 + A13:2017 to EN 60335-1:2012 + AC:2014 + A11:2014 + A13:2017 + A1:2019 + A14:2019 + A2:2019			
Clause	Requirement + Test	Result - Remark	Verdict
	Class II appliances and class III appliances can incorporate an earth for functional purposes		N/A
27.2	Requirements not applicable to class II appliances and class III appliances that incorporate an earth for functional purposes		N/A
27.3	Requirements not applicable to class II appliances and class III appliances that incorporate an earth for functional purposes		N/A
27.4	Requirements not applicable to class II appliances and class III appliances that incorporate an earth for functional purposes		N/A
27.5	Requirements not applicable to class II appliances and class III appliances that incorporate an earth for functional purposes		N/A
27.6	Requirements not applicable to class II appliances and class III appliances that incorporate an earth for functional purposes		N/A
29.1	For appliances intended for use at altitudes exceeding 2 000 m, the clearances in Table 16 is increased according to the relevant multiplier values in Table A.2 of IEC 60664-1		N/A
	Impulse voltage test is not applicable: to appliances intended for use at altitudes exceeding 2 000 m		N/A
29.3	Compliance checked:		P
	- for insulation, other than single layer internal wiring insulation, by an assessment of the thermal quality of the material combined with an electric strength test, in accordance with 29.3.3, and		P
	- by an assessment of the thermal quality of the material according to 29.3.3 combined with an electric strength test in accordance with 23.5, for each single layer internal wiring insulation touching each other, or		P
32	Compliance regarding electromagnetic fields is checked according to EN 62233		P
<b>B</b>	<b>ANNEX B (NORMATIVE) APPLIANCES POWERED BY RECHARGEABLE BATTERIES THAT ARE RECHARGED IN THE APPLIANCE</b>		<b>N/A</b>
	The following modifications to this standard are applicable for appliances powered by batteries that are recharged in the appliance		N/A
	Three forms of construction covered:		N/A

Differences from EN 60335-1:2012 + AC:2014 + A11:2014 + A13:2017 to EN 60335-1:2012 + AC:2014 + A11:2014 + A13:2017 + A1:2019 + A14:2019 + A2:2019			
Clause	Requirement + Test	Result - Remark	Verdict
	a) Appliance supplied directly from the supply mains or a renewable energy source, the battery charging circuitry and other supply unit circuitry incorporated within the appliance		N/A
	b) The part of the appliance incorporating the battery is supplied from the supply mains or a renewable energy source, via a detachable supply unit. The battery charging circuitry is incorporated within the part of the appliance containing the battery		N/A
	c) The part of the appliance incorporating the battery is supplied from the supply mains or a renewable energy source, via a detachable supply unit. The battery charging circuitry is incorporated within the detachable supply unit		N/A
3.1.9	Appliance operated under the following conditions:		N/A
	- the appliance, supplied by its fully charged battery, operated as specified in relevant part 2		N/A
	- the battery is charged, the battery being initially discharged to such an extent that the appliance cannot operate		N/A
	-if possible, the appliance is supplied from the supply mains through its battery charger, the battery being initially discharged to such an extent that the appliance cannot operate. The appliance is operated as specified in relevant part 2		N/A
	- if the appliance incorporates inductive coupling between two parts that are detachable from each other, the appliance is supplied from the supply mains with the detachable part removed		N/A
3.6.2	Part to be removed in order to discard the battery is not considered to be detachable		N/A
5.B.101	Appliances supplied from the supply mains tested as specified for motor-operated appliances		N/A
7.1	Battery compartment for batteries intended to be replaced by the user, marked with battery voltage (V) and polarity of the terminals.....:		N/A
	The positive terminal indicated by symbol IEC 60417-5005 and the negative terminal by symbol IEC 60417-5006		N/A
	Appliances intending to be supplied from a detachable supply unit marked with symbol IEC 60417-6181 and its type reference along with symbol ISO 7000-0790 (2004-01), or		N/A
	use only with <model designation> supply unit :		N/A

Differences from EN 60335-1:2012 + AC:2014 + A11:2014 + A13:2017 to EN 60335-1:2012 + AC:2014 + A11:2014 + A13:2017 + A1:2019 + A14:2019 + A2:2019			
Clause	Requirement + Test	Result - Remark	Verdict
7.6	Additional symbols		N/A
7.12	The instructions give information regarding charging		N/A
	Instructions for appliances incorporating batteries intended to be replaced by the user include required information		N/A
	Instructions for appliances containing non user-replaceable batteries state the substance of the following:		N/A
	This appliance contains batteries that are only replaceable by skilled persons		N/A
	Instructions for appliances containing non-replaceable batteries shall state the substance of the following:		N/A
	This appliance contains batteries that are non-replaceable		N/A
	For appliances intending to be supplied from a detachable supply unit for the purposes of recharging the battery, the type reference of the detachable supply unit is stated along with the following:		N/A
	WARNING: For the purposes of recharging the battery, only use the detachable supply unit provided with this appliance		N/A
	If the symbol for detachable supply unit is used, its meaning is explained		N/A
7.15	Markings placed on the part of the appliance connected to the supply mains		N/A
	The type reference of the detachable supply unit is placed in close proximity to the symbol		N/A
8.2	Appliances having batteries that according to the instruction may be replaced by the user need only have basic insulation between live parts and the inner surface of the battery compartment		N/A
	If the appliance can be operated without batteries, double or reinforced insulation required		N/A
11.7	The battery is charged for the period stated in the instructions or 24 h .....		N/A
11.8	Temperature rise of the battery surface does not exceed the limit in the battery manufacturer's specification; measured (K); limit (K) .....		N/A
	If no limit specified, the temperature rise does not exceed 20 K; measured (K) .....		N/A
19.1	Appliances subjected to tests of 19.B.101, 19.B.102 and 19.B.103		N/A
19.10	Not applicable		N/A

Differences from EN 60335-1:2012 + AC:2014 + A11:2014 + A13:2017 to EN 60335-1:2012 + AC:2014 + A11:2014 + A13:2017 + A1:2019 + A14:2019 + A2:2019			
Clause	Requirement + Test	Result - Remark	Verdict
19.B.101	Appliances supplied at rated voltage for 168 h, the battery being continually charged		N/A
19.B.102	For appliances having batteries that can be removed without the aid of a tool, short-circuit of the terminals of the battery, the battery being fully charged,		N/A
19.B.103	Appliances having batteries replaceable by the user supplied at rated voltage under normal operation with the battery removed or in any position allowed by the construction		N/A
19.13	The battery does not rupture or ignite		N/A
21.B.101	Appliances having pins for insertion into socket-outlets have adequate mechanical strength		N/A
	Part of the appliance incorporating the pins subjected to the free fall test, procedure 2, of IEC 60068-2-31, the number of falls being:		N/A
	- 100, if the mass of the part does not exceed 250 g (g) .....		N/A
	- 50, if the mass of the part exceeds 250 g.....:		N/A
	After the test, the requirements of 8.1, 15.1.1, 16.3 and clause 29 are met		N/A
22.3	Appliances having pins for insertion into socket-outlets tested as fully assembled as possible		N/A
25.13	An additional lining or bushing not required for interconnection cords in class III appliances or class III constructions operating at safety extra-low voltage not containing live parts		N/A
30.2	For parts of the appliance connected to the supply mains during the charging period, 30.2.3 applies		N/A
	For other parts, 30.2.2 applies		N/A
<b>H</b>	<b>ANNEX H (NORMATIVE) SWITCHES</b>		N/A
20	Clearances, creepage distances, solid insulation and coatings of rigid printed board assemblies		N/A
	Clause 20 is applicable to clearances across full disconnection and micro-disconnection		N/A
	It is also applicable to creepage distances for functional insulation, across full disconnection and micro-disconnection, as stated in Table 24		N/A
<b>P</b>	<b>ANNEX P (INFORMATIVE) GUIDANCE FOR THE APPLICATION OF THIS STANDARD TO APPLIANCES USED IN TROPICAL CLIMATES</b>		N/A

Differences from EN 60335-1:2012 + AC:2014 + A11:2014 + A13:2017 to EN 60335-1:2012 + AC:2014 + A11:2014 + A13:2017 + A1:2019 + A14:2019 + A2:2019			
Clause	Requirement + Test	Result - Remark	Verdict
	Modifications applicable for class 0 and 01 appliances having a rated voltage exceeding 150V, intended to be used in countries having a tropical climate and that are marked with symbol IEC 60417-6332		N/A
	Modifications may also be applied to class 1 appliances having a rated voltage exceeding 150V, intended to be used in countries having a tropical climate and that are marked with symbol IEC 60417-6332, if liable to be connected to a supply mains that excludes the protective earthing conductor		N/A
5.7	The ambient temperature for the tests of clauses 11 and 13 is 40 +3/0 °C		N/A
7.1	The appliance marked with symbol IEC 60417-6332		N/A
7.12	The instructions state that the appliance is to be supplied through a residual current device (RCD) having a rated residual operating current not exceeding 30 mA		N/A
	The instructions state that the appliance is considered to be suitable for use in countries having a tropical climate, but may also be used in other countries		N/A
	If symbol IEC 60417-6332 is used, its meaning is explained		N/A
<b>S</b>	<b>ANNEX S (NORMATIVE) BATTERY OPERATED APPLIANCES POWERED BY BATTERIES THAT ARE NON-RECHARGEABLE OR NOT RECHARGED IN THE APPLIANCE</b>		<b>N/A</b>
	The following modifications to this standard are applicable for battery-operated appliances where the batteries are either non-rechargeable (primary batteries), or		N/A
	rechargeable batteries (secondary batteries) that are not recharged in the appliance		N/A
5.8.1	If the supply terminals for the connection of the battery have no indication of polarity, the more unfavourable polarity is applied		N/A
5.S.101	Appliances intended for use with a battery box are tested with the battery box supplied with the appliance or with the battery box recommended in the instructions		N/A
5.S.102	Appliances are tested as motor-operated appliances.		N/A

Differences from EN 60335-1:2012 + AC:2014 + A11:2014 + A13:2017 to EN 60335-1:2012 + AC:2014 + A11:2014 + A13:2017 + A1:2019 + A14:2019 + A2:2019			
Clause	Requirement + Test	Result - Remark	Verdict
7.1	Appliances marked with the battery voltage (V) and the polarity of the terminals, unless .....		N/A
	the polarity is irrelevant		N/A
	Appliances also marked with:		N/A
	– name, trade mark or identification mark of the manufacturer or responsible vendor.....		N/A
	– model or type reference .....		N/A
	– IP number according to degree of protection against ingress of water, other than IPX0.....		N/A
	– type reference of battery or batteries .....		N/A
	If relevant, the positive terminal is indicated by the symbol IEC 60417-5005 and the negative terminal by the symbol IEC 60417-5006		N/A
	If appliances use more than one battery, they are marked to indicate correct polarity connection of the batteries		N/A
7.6	Additional symbols		N/A
7.12	The instructions contain the following, as applicable:		N/A
	– the types of batteries that may be used .....		N/A
	– how to remove and insert the batteries		N/A
	– non-rechargeable batteries are not to be recharged		N/A
	– rechargeable batteries are to be removed from the appliance before being charged		N/A
	– different types of batteries or new and used batteries are not to be mixed		N/A
	– batteries are to be inserted with the correct polarity		N/A
	– exhausted batteries are to be removed from the appliance and safely disposed of		N/A
	– if the appliance is to be stored unused for a long period, the batteries are removed		N/A
	– the supply terminals are not to be short-circuited		N/A
11.5	Appliances are supplied with the most unfavourable supply voltage between		N/A
	– 0,55 and 1,0 times the battery voltage, if the appliance can be used with non-rechargeable batteries		N/A
	– 0,75 and 1,0 times battery voltage, if the appliance is designed for use with rechargeable batteries only		N/A

Differences from EN 60335-1:2012 + AC:2014 + A11:2014 + A13:2017 to EN 60335-1:2012 + AC:2014 + A11:2014 + A13:2017 + A1:2019 + A14:2019 + A2:2019			
Clause	Requirement + Test	Result - Remark	Verdict
	The values specified in Table S.101 for the internal resistance per cell of the battery is taken into account		N/A
19.1	The tests are carried out with the battery fully charged unless otherwise specified		N/A
19.13	The battery does not rupture or ignite		N/A
19.S.101	Appliances are supplied with the voltage specified in 11.5. The supply terminals having an indication of polarity are connected to the opposite polarity, unless		N/A
	such a connection is unlikely to occur due to the construction of the appliance		N/A
19.S.102	For appliances with provision for multiple batteries, one or more of the batteries are reversed and the appliance is operated, if reversal of batteries is allowed by the construction		N/A
25.5	The flexible leads or flexible cord used to connect an external battery or battery box in is connected to the appliance by a type X attachment		N/A
25.13	This requirement is not applicable to the flexible leads or flexible cord connecting external batteries or a battery box with an appliance		N/A
25.S.101	Appliances have suitable means for connection of the battery. If the type of battery is marked on the appliance, the means of connection is suitable for this type of battery		N/A
26.5	Terminal devices in an appliance for the connection of the flexible leads or flexible cord connecting an external battery or battery box are so located or shielded that there is no risk of accidental connection between supply terminals		N/A
30.2.3.2	There is no battery in the area of the vertical cylinder used for the consequential needle flame test, unless		N/A
	the battery is shielded by a barrier that meets the needle flame test of Annex E, or		N/A
	that comprises material classified as V-0 or V-1 according to IEC 60695-11-10		N/A
<b>T</b>	<b>ANNEX T (NORMATIVE) UV-C RADIATION EFFECT ON NON-METALLIC MATERIALS</b>		N/A
	Requirements for non-metallic materials subject to direct or reflected UV-C radiation exposure and whose mechanical and electrical properties are relied upon for compliance with the		N/A

Differences from EN 60335-1:2012 + AC:2014 + A11:2014 + A13:2017 to EN 60335-1:2012 + AC:2014 + A11:2014 + A13:2017 + A1:2019 + A14:2019 + A2:2019			
Clause	Requirement + Test	Result - Remark	Verdict
	Does not apply to glass, ceramic and similar materials		N/A
	Tested as specified in ISO 4892-1 and ISO 4892-2, with the following modifications:		N/A
	Modifications to ISO 4892-1:		N/A
5.1.6	The UV-C emitter is a low pressure mercury lamp with a quartz envelope having a continuous spectral irradiance of 10 W/m <sup>2</sup> at 254 nm		N/A
	Subclause 5.1.6.1 and Table 1 are not applicable		N/A
5.2.4	The black-panel temperature shall be 63 °C +/- 3 °C		N/A
5.3.1	Humidification of the chamber air is specified in part 2 when necessary		N/A
9	This clause is not applicable		N/A
	Modifications to ISO 4892-2:		N/A
7.1	At least three test specimens are tested		N/A
	Ten samples of internal wiring is tested		N/A
7.2	The specimens are attached to the specimen holders such that they are not subject to any stress		N/A
7.3	Apparatus prepared as specified		N/A
	The test specimens and, if used, the irradiance-measuring instrument are exposed for 1 000 h		N/A
7.4	If used, a radiometer is mounted and calibrated such that it measures the irradiance at the exposed surface of the test specimen		N/A
7.5	Material properties and test methods for parts providing mechanical support or impact resistance as specified in Table T.1		N/A
	Material properties and test method for electrical insulation of internal wiring as specified in Table T.2		N/A
8	This clause is not applicable		N/A

<b>A</b>	<b>ANNEX ZA (NORMATIVE) SPECIAL NATIONAL CONDITIONS (EN)</b>		<b>P</b>
	<b>Denmark, Sweden, Norway and Finland</b>		
7.12.8	The maximum inlet water pressure is at least 1,0 MPa .....		N/A
	<b>Denmark</b>		

Differences from EN 60335-1:2012 + AC:2014 + A11:2014 + A13:2017 to EN 60335-1:2012 + AC:2014 + A11:2014 + A13:2017 + A1:2019 + A14:2019 + A2:2019			
Clause	Requirement + Test	Result - Remark	Verdict
22.47	The maximum inlet water pressure is at least 1,0 MPa .....		N/A
	<b>Ireland and United Kingdom</b>		
25.8	In the table, the line >10 A and ≤16 A is replaced with:		P
	> 10 and ≤ 13 1,25 (1,0) <sup>b</sup>		P
	> 13 and ≤ 16 1,5 (1,0) <sup>b</sup>		N/A
<b>ZB</b>	<b>ANNEX ZB (INFORMATIVE) A-DEVIATIONS</b>		N/A
	<b>Ireland</b>		
25.1 and 25.25	These regulations apply to all plugs for domestic use at a voltage of not less than 200 V and in general allow only plugs complying with I.S. 401:1997, or equivalent, to be fitted to domestic appliances		N/A
	<b>United Kingdom</b>		
25.1 and 25.25	These regulations apply to all plugs for domestic use at a voltage of not less than 200 V and in general allow only plugs to BS 1363 to be fitted to domestic appliances.		P
	It also allows plugs to BS 4573 and EN 50075 to be fitted to shavers and toothbrushes		P
<b>ZC</b>	<b>ANNEX ZC (NORMATIVE) NORMATIVE REFERENCES TO INTERNATIONAL PUBLICATIONS WITH THEIR CORRESPONDING EUROPEAN PUBLICATIONS</b>		N/A
	A list of documents referred to in the text of this standard in such a way that some or all of their content constitutes requirements of this document		N/A
<b>ZD</b>	<b>ANNEX ZD (INFORMATIVE) IEC and CENELEC CODE DESIGNATIONS FOR FLEXIBLE CORDS</b>		P
	List of IEC and CENELEC code designations for flexible cords		P

Differences from EN 60335-1:2012 + AC:2014 + A11:2014 + A13:2017 to EN 60335-1:2012 + AC:2014 + A11:2014 + A13:2017 + A1:2019 + A14:2019 + A2:2019			
Clause	Requirement + Test	Result - Remark	Verdict
<b>ZF</b>	<b>ANNEX ZF (INFORMATIVE) CRITERIA APPLIED FOR THE ALLOCATION OF PRODUCTS COVERED BY STANDARDS IN THE EN 60335 SERIES UNDER LVD OR MD</b>		N/A
	List of standards under CENELEC/TC61 with the allocation under the LVD (Low Voltage Directive) or the MD (Machinery Directive) ..... :		N/A
<b>ZH</b>	<b>ANNEX ZH (INFORMATIVE) Common plug and socket-outlet types in CENELEC countries</b>		P
	In general, supply cords of single-phase appliances having a rated current not exceeding 16 A are fitted with a plug complying with the following standard sheets:		P
	- for class I appliances or class II appliances with functional earth, standard sheet EU2, EU3 or EU4 ..... :		P
	- for class II appliances, standard sheet EU5, EU6 or EU7 ..... :		N/A
	There are exemptions or differences in certain CENELEC countries		P
<b>ZI</b>	<b>ANNEX ZI (INFORMATIVE) Information on the application of A11:2014 to EN 60335-1:2012 CENELEC CLC/TC 61(SEC)2096A</b>		P
	Clarification of the application of parts 2 in conjunction with the 2002 or 2012 version of EN 60335-1		P

<End of Test Report>

# Annex 1 of 50091469 016

PAH Material List (to be filled by the manufactory)

Material list for PAH risk assessment, only materials accessible without tools shall be listed

Material #	Location/Function of the material	Name/Description of the material	Evidence attached. Institute, report no., date	Category	Smell	Rigidity	Colour
1	Plastic enclosure	Plastic/Black	TUV Rheinland / CCIC(Ningbo) Co., Ltd. 180124219a 001	<input type="checkbox"/> 1 <input type="checkbox"/> 2 <input checked="" type="checkbox"/> 3	<input type="checkbox"/> Yes <input checked="" type="checkbox"/> No	<input type="checkbox"/> Soft <input type="checkbox"/> Flexible <input checked="" type="checkbox"/> Rigid	<input checked="" type="checkbox"/> Black or dark-colored <input type="checkbox"/> White or light-colored
2	Knob	Plastic/Black	TUV Rheinland / CCIC(Ningbo) Co., Ltd. 180124219a 001	<input type="checkbox"/> 1 <input type="checkbox"/> 2 <input checked="" type="checkbox"/> 3	<input type="checkbox"/> Yes <input checked="" type="checkbox"/> No	<input type="checkbox"/> Soft <input type="checkbox"/> Flexible <input checked="" type="checkbox"/> Rigid	<input checked="" type="checkbox"/> Black or dark-colored <input type="checkbox"/> White or light-colored
3	Handle	Metal/silvery	--	<input type="checkbox"/> 1 <input type="checkbox"/> 2 <input checked="" type="checkbox"/> 3	<input type="checkbox"/> Yes <input checked="" type="checkbox"/> No	<input type="checkbox"/> Soft <input type="checkbox"/> Flexible <input checked="" type="checkbox"/> Rigid	<input type="checkbox"/> Black or dark-colored <input checked="" type="checkbox"/> White or light-colored
4	Indicator cover	Plastic/red,blue	---	<input type="checkbox"/> 1 <input type="checkbox"/> 2 <input checked="" type="checkbox"/> 3	<input type="checkbox"/> Yes <input checked="" type="checkbox"/> No	<input type="checkbox"/> Soft <input type="checkbox"/> Flexible <input checked="" type="checkbox"/> Rigid	<input checked="" type="checkbox"/> Black or dark-colored <input type="checkbox"/> White or light-colored
5	Power cord	PVC/Black, white	---	<input type="checkbox"/> 1 <input type="checkbox"/> 2 <input checked="" type="checkbox"/> 3	<input type="checkbox"/> Yes <input checked="" type="checkbox"/> No	<input type="checkbox"/> Soft <input checked="" type="checkbox"/> Flexible <input type="checkbox"/> Rigid	<input checked="" type="checkbox"/> Black or dark-colored <input checked="" type="checkbox"/> White or light-colored
6	Power plug	PVC/Black, white	---	<input type="checkbox"/> 1 <input type="checkbox"/> 2 <input checked="" type="checkbox"/> 3	<input type="checkbox"/> Yes <input checked="" type="checkbox"/> No	<input type="checkbox"/> Soft <input type="checkbox"/> Flexible <input checked="" type="checkbox"/> Rigid	<input checked="" type="checkbox"/> Black or dark-colored <input checked="" type="checkbox"/> White or light-colored

I herewith declare that the above listed materials are used in our product submitted to GS-certification and conform with the attached PAH test reports.

Product Identification: contact grill

Model: ZM-704, ZM-705, ZM-706B, ZM-704J, ZM-705J, ZM-706BJ

Place

Date

(Applicant's seal and legally binding signature)

**Annex 2: Information from GS test center**

Material list for PAH risk assessment; only materials accessible without tools

Product designation: contact grill

Certificate No.: S 50391433 0005

Test report No.: 50091469 016

Material / Component #	Location / Function of the material	Name / Description of the material	PAH relevant 1)	Evidence attached. Institute, report no., date	Category	Smell	Rigidity	Colour	Correction of data by test center? 1)	Chem. test needed?	Test result (within the given limits)	Attachment
1	Plastic enclosure	Plastic/Black	<input checked="" type="checkbox"/> Yes <input type="checkbox"/> No	TUV Rheinland / CCIC(Ningbo) Co., Ltd. 180124219a 001	<input type="checkbox"/> 1 <input type="checkbox"/> 2 <input checked="" type="checkbox"/> 3	<input type="checkbox"/> Yes <input checked="" type="checkbox"/> No	<input type="checkbox"/> Soft <input type="checkbox"/> Flexible <input checked="" type="checkbox"/> Rigid	<input checked="" type="checkbox"/> Black or dark-colored <input type="checkbox"/> White or light-colored	<input checked="" type="checkbox"/> No <input type="checkbox"/> Yes	<input type="checkbox"/> No <input checked="" type="checkbox"/> Yes	<input checked="" type="checkbox"/> passed <input type="checkbox"/> failed	Yes
2	Knob	Plastic/Black	<input checked="" type="checkbox"/> Yes <input type="checkbox"/> No	TUV Rheinland / CCIC(Ningbo) Co., Ltd. 180124219a 001	<input type="checkbox"/> 1 <input type="checkbox"/> 2 <input checked="" type="checkbox"/> 3	<input type="checkbox"/> Yes <input checked="" type="checkbox"/> No	<input type="checkbox"/> Soft <input type="checkbox"/> Flexible <input checked="" type="checkbox"/> Rigid	<input checked="" type="checkbox"/> Black or dark-colored <input type="checkbox"/> White or light-colored	<input checked="" type="checkbox"/> No <input type="checkbox"/> Yes	<input checked="" type="checkbox"/> No <input type="checkbox"/> Yes	<input checked="" type="checkbox"/> passed <input type="checkbox"/> failed	Yes
3	Handle	Metal/silvery	<input checked="" type="checkbox"/> Yes <input type="checkbox"/> No	--	<input type="checkbox"/> 1 <input type="checkbox"/> 2 <input checked="" type="checkbox"/> 3	<input type="checkbox"/> Yes <input checked="" type="checkbox"/> No	<input type="checkbox"/> Soft <input type="checkbox"/> Flexible <input checked="" type="checkbox"/> Rigid	<input type="checkbox"/> Black or dark-colored <input checked="" type="checkbox"/> White or light-colored	<input checked="" type="checkbox"/> No <input type="checkbox"/> Yes	<input checked="" type="checkbox"/> No <input type="checkbox"/> Yes	<input type="checkbox"/> passed <input type="checkbox"/> failed	---
4	Indicator cover	Plastic/red,blue	<input checked="" type="checkbox"/> Yes <input type="checkbox"/> No	---	<input type="checkbox"/> 1 <input type="checkbox"/> 2 <input checked="" type="checkbox"/> 3	<input type="checkbox"/> Yes <input checked="" type="checkbox"/> No	<input type="checkbox"/> Soft <input type="checkbox"/> Flexible <input checked="" type="checkbox"/> Rigid	<input checked="" type="checkbox"/> Black or dark-colored <input type="checkbox"/> White or light-colored	<input checked="" type="checkbox"/> No <input type="checkbox"/> Yes	<input checked="" type="checkbox"/> No <input type="checkbox"/> Yes	<input type="checkbox"/> passed <input type="checkbox"/> failed	---
5	Power cord	PVC/Black, white	<input checked="" type="checkbox"/> Yes <input type="checkbox"/> No	---	<input type="checkbox"/> 1 <input type="checkbox"/> 2 <input checked="" type="checkbox"/> 3	<input type="checkbox"/> Yes <input checked="" type="checkbox"/> No	<input type="checkbox"/> Soft <input checked="" type="checkbox"/> Flexible <input type="checkbox"/> Rigid	<input checked="" type="checkbox"/> Black or dark-colored <input checked="" type="checkbox"/> White or light-colored	<input checked="" type="checkbox"/> No <input type="checkbox"/> Yes	<input checked="" type="checkbox"/> No <input type="checkbox"/> Yes	<input type="checkbox"/> passed <input type="checkbox"/> failed	---
6	Power plug	PVC/Black, white	<input checked="" type="checkbox"/> Yes <input type="checkbox"/> No	---	<input type="checkbox"/> 1 <input type="checkbox"/> 2 <input checked="" type="checkbox"/> 3	<input type="checkbox"/> Yes <input checked="" type="checkbox"/> No	<input type="checkbox"/> Soft <input type="checkbox"/> Flexible <input checked="" type="checkbox"/> Rigid	<input checked="" type="checkbox"/> Black or dark-colored <input checked="" type="checkbox"/> White or light-colored	<input checked="" type="checkbox"/> No <input type="checkbox"/> Yes	<input checked="" type="checkbox"/> No <input type="checkbox"/> Yes	<input type="checkbox"/> passed <input type="checkbox"/> failed	---

1) Enter all PAK considered materials.

2) Applicant data from Annex 1

Assessed by *name*

Place Ningbo China, Date 2020-03-30

*Lynn Park*

(Test engineers signature)

Risk assessment for the above mentioned product indicates PAH relevance :

Yes <sup>1)</sup>

No

Short statement

---



---

**Attachment 3 of 50091469 016**




LFGB Material List :

Material #	Location / Function of the material	Name / Description of the material	Evidence attached	Colour
1.	Cooker pan	Aluminium alloy with coating/ black	Self-declaration from NINGBO BAKELON ELECTRICAL APPLIANCE CO., LTD.	<input checked="" type="checkbox"/> Black or dark-colored <input type="checkbox"/> White or light-colored

2020-03-30

  
 宁波嘉朗电器有限公司  
 NINGBO BAKELON ELECTRICAL APPLIANCE CO., LTD.  
 2020.3.30

<b>Prüfbericht-Nr.:</b> <i>Test Report No.:</i>	<b>Attachment 4 of 50091469</b> <b>016</b>	<b>Auftrags-Nr.:</b> <i>Order No.:</i>	180123560	Seite 1 von 5 <i>Page 1 of 5</i>	
<b>Kunden-Referenz-Nr.:</b> <i>Client Reference No.:</i>	N/A	<b>Auftragsdatum:</b> <i>Order date:</i>	03.03.2020		
<b>Auftraggeber:</b> <i>Client:</i>	NINGBO BAKELON ELECTRICAL APPLIANCE CO., LTD.				
<b>Prüfgegenstand:</b> <i>Test item:</i>	Contact Grill				
<b>Bezeichnung / Typ-Nr.:</b> <i>Identification / Type No.:</i>	See page 5				
<b>Auftrags-Inhalt:</b> <i>Order content:</i>	Type examination				
<b>Prüfgrundlage:</b> <i>Test specification:</i>	2 PfG 2516:2014-11 Checkliste für die Warenkontrollprüfung Checklist for the Product Control Test				
<b>Wareneingangsdatum:</b> <i>Date of receipt:</i>	05.03.2020				
<b>Prüfmuster-Nr.:</b> <i>Test sample No.:</i>	A001016014				
<b>Prüfzeitraum:</b> <i>Testing period:</i>	05.03.2020 – 24.03.2020				
<b>Ort der Prüfung:</b> <i>Place of testing:</i>	TÜV Rheinland / CCIC (Ningbo) Co., Ltd.				
<b>Prüflaboratorium:</b> <i>Testing laboratory:</i>	TÜV Rheinland / CCIC (Ningbo) Co., Ltd.				
<b>Prüfergebnis*:</b> <i>Test result*:</i>	Pass				
<b>geprüft von / tested by:</b>	<b>kontrolliert von / reviewed by:</b>				
31.03.2020 Lynn Park/PE	<i>Lynn Park</i>	31.03.2020 Liw ei Lang/ TC	<i>Liw ei Lang</i>		
<b>Datum</b> <i>Date</i>	<b>Name / Stellung</b> <i>Name / Position</i>	<b>Unterschrift</b> <i>Signature</i>	<b>Datum</b> <i>Date</i>	<b>Name / Stellung</b> <i>Name / Position</i>	<b>Unterschrift</b> <i>Signature</i>
<b>Sonstiges / Other:</b>					
<b>Zustand des Prüfgegenstandes bei Anlieferung:</b> <i>Condition of the test item at delivery:</i>			Prüfmuster vollständig und unbeschädigt <i>Test item complete and undamaged</i>		
<p>* Legende: 1 = sehr gut 2 = gut 3 = befriedigend 4 = ausreichend 5 = mangelhaft  P(ass) = entspricht o.g. Prüfgrundlage(n) F(ail) = entspricht nicht o.g. Prüfgrundlage(n) N/A = nicht anwendbar N/T = nicht getestet  Legend: 1 = very good 2 = good 3 = satisfactory 4 = sufficient 5 = poor  P(ass) = passed a.m. test specification(s) F(ail) = failed a.m. test specification(s) N/A = not applicable N/T = not tested</p>					
<p><b>Dieser Prüfbericht bezieht sich nur auf das o.g. Prüfmuster und darf ohne Genehmigung der Prüfstelle nicht auszugsweise vervielfältigt werden. Dieser Bericht berechtigt nicht zur Verwendung eines Prüfzeichens.</b>  <i>This test report only relates to the a. m. test sample. Without permission of the test center this test report is not permitted to be duplicated in extracts. This test report does not entitle to carry any test mark.</i></p>					

**Prüfbericht-Nr.:** Attachment 4 of 50091469 016  
*Test Report No.:*

Seite 2 von 5  
Page 2 of 5

**Produktbeschreibung**  
*Product description*












	<b>Zertifikatsnummer</b> <i>Certificate number</i>	S 50391433 0005
2	<b>Produkt</b> <i>Product</i>	Contact grill
3	<b>Produziert am</b> <i>Manufactured at</i>	NINGBO BAKELON ELECTRICAL APPLIANCE CO., LTD.
4	<b>Fertigungsstättennummer</b> <i>Factory number</i>	662582


Prüfbericht-Nr.: Attachment 4 of 50091469 016 Test Report No.:		Seite 3 von 5 Page 3 of 5	
Absatz	2 PfG 2516:2014-11	Messergebnisse - Bemerkungen	Bewertung
Clause	Anforderungen - Prüfungen / Requirements - Tests	Measuring results - Remarks	Evaluation
<b>1</b>	<b>Produkt</b> <b>Product</b>		
	Äußere Erscheinung des Musters stimmt mit der Fotodokumentation überein. <i>Outer appearance of the drawn sample is same as in photo documentation.</i>		P <input checked="" type="checkbox"/> F <input type="checkbox"/> N/A <input type="checkbox"/> N/T <input type="checkbox"/>
	Interner Aufbau stimmt mit der Fotodokumentation überein. <i>Internal construction of the drawn sample is same as in photo documentation.</i>		P <input checked="" type="checkbox"/> F <input type="checkbox"/> N/A <input type="checkbox"/> N/T <input type="checkbox"/>
	Es wurden nur sicherheitsrelevanten Komponenten verbaut, die CDF oder Prüfbericht benannt sind. <i>Only safety relevant components as described in CDF or Test Report have been used in the drawn sample.</i>		P <input checked="" type="checkbox"/> F <input type="checkbox"/> N/A <input type="checkbox"/> N/T <input type="checkbox"/>
<b>2</b>	<b>Typenschild</b> <b>Label</b>		
	Das Typenschild entspricht dem zertifizierten. <i>The label is same as the certified one.</i>	Label same as certified one except model name and importer.	P <input checked="" type="checkbox"/> F <input type="checkbox"/> N/A <input type="checkbox"/> N/T <input type="checkbox"/>
	Der Ausweisinhaber, Importeur oder Bevollmächtigte ist auf dem Typenschild benannt. <i>The license holder, importer or authorized representative is displayed in the label.</i>		P <input checked="" type="checkbox"/> F <input type="checkbox"/> N/A <input type="checkbox"/> N/T <input type="checkbox"/>
	Die Adresse (bei GS zwingend eine aus dem EWR) ist auf dem Typenschild benannt. <i>Complete postal address (for GS it must be a European address) is mentioned in the label.</i>		P <input checked="" type="checkbox"/> F <input type="checkbox"/> N/A <input type="checkbox"/> N/T <input type="checkbox"/>
	Bei Fail: in Bedienungsanleitung angegeben <i>If fail: in the user manual</i>		
	Bei Fail: auf der Verpackung angegeben <i>if fail: on packaging</i>		
	Wenn eine CE Markierung notwendig ist, wurde diese auf dem Typenschild in dem richtigen Layout abgebildet. <i>If CE marking is mandatory, it's on the product and apparently complies with the design restrictions.</i>		P <input checked="" type="checkbox"/> F <input type="checkbox"/> N/A <input type="checkbox"/> N/T <input type="checkbox"/>
	Wenn ein TÜV Rheinland Zeichen abgebildet ist, entspricht dies den Vorgaben. <i>In event a TUV Mark is displayed it complies with the design restrictions.</i>		P <input checked="" type="checkbox"/> F <input type="checkbox"/> N/A <input type="checkbox"/> N/T <input type="checkbox"/>

Prüfbericht-Nr.: Attachment 4 of 50091469 016 Test Report No.:		Seite 4 von 5 Page 4 of 5	
Absatz	2 PfG 2516:2014-11	Messergebnisse - Bemerkungen	Bewertung
Clause	Anforderungen - Prüfungen / Requirements - Tests	Measuring results - Remarks	Evaluation
<b>3</b>	<b>Bedienungs-, Installations-, Aufbauanleitung</b> <b>User Manual, Installation - / Assembly Manual</b>		
	Liegt in der richtigen Sprache vor, bei GS zwingend in deutscher Sprache, und entspricht dem zertifizierten. <i>Is available in the correct language (German version a must for GS) and the same as certified one.</i>	Same as certified one except model name and importer.	P <input checked="" type="checkbox"/> F <input type="checkbox"/> N/A <input type="checkbox"/> N/T <input type="checkbox"/>
	Wenn ein TÜV Rheinland Zeichen abgebildet ist, entspricht dies den Vorgaben. <i>In event a TUV Mark is displayed it complies with the design restrictions.</i>		P <input checked="" type="checkbox"/> F <input type="checkbox"/> N/A <input type="checkbox"/> N/T <input type="checkbox"/>
	Wenn eine Herstelleradresse angegeben ist, wurde diese komplett (bei GS zwingend eine Adresse im EWR) angegeben und stimmt mit der vom Typen-schild überein. <i>If the license holder and/or importer, authorized representative is displayed with address, it's complete (for GS it must be a European address) and correlates with the information on the rating label.</i>		P <input checked="" type="checkbox"/> F <input type="checkbox"/> N/A <input type="checkbox"/> N/T <input type="checkbox"/>
	Wenn die Serviceadresse von der vom Hersteller, Importeur oder Bevollmächtigten abweicht, ist das akzeptabel. <i>If the address for service inquiries differs from manufacturer's, importer's or authorized representative's, it's acceptable.</i>		
<b>4</b>	<b>Verpackung</b> <b>Packaging/Gift box</b>		
	Wenn ein TÜV Rheinland Zeichen abgebildet ist, entspricht dies den Vorgaben. <i>In event a TUV Mark is displayed it complies with the design restrictions.</i>	Packaging not provided	P <input type="checkbox"/> F <input type="checkbox"/> N/A <input checked="" type="checkbox"/> N/T <input type="checkbox"/>
	Der Ausweisinhaber, Importeur und/oder Bevollmächtigte ist mit auf der Verpackung benannt. <i>The license holder, importer and/or authorized representative are displayed with complete address on the packaging.</i>		P <input type="checkbox"/> F <input type="checkbox"/> N/A <input checked="" type="checkbox"/> N/T <input type="checkbox"/>
	Auf der Verpackung wird das Produkt nicht anders beworben als es die Zertifizierung beschreibt. Z.B. Kinder werden mit der Verpackung explizit angesprochen und aus dem Zertifikat geht hervor, dass es kein Spielzeug ist. <i>Packaging does not imply another use as certified. E.g. the package explicitly addresses but the certificate excludes use by children.</i>		P <input type="checkbox"/> F <input type="checkbox"/> N/A <input checked="" type="checkbox"/> N/T <input type="checkbox"/>

**ZUSATZ-DOKUMENTATION  
ADDITIONAL DOCUMENTATION**

Nachweise für die in der Checkliste benannten Punkte:  
Evidences found during Product Verification Test:

ZM-708 	ZM-708B 	ZM-709B 
ZM-800B 	ZM-801B 	ZM-902B 
ZM-800 	ZM-801C 	ZM-802B 
ZM-704, ZM-704J 	ZM-705, ZM-705J 	ZM-706B, ZM-706BJ 