

Report No.: 3020988.00-51

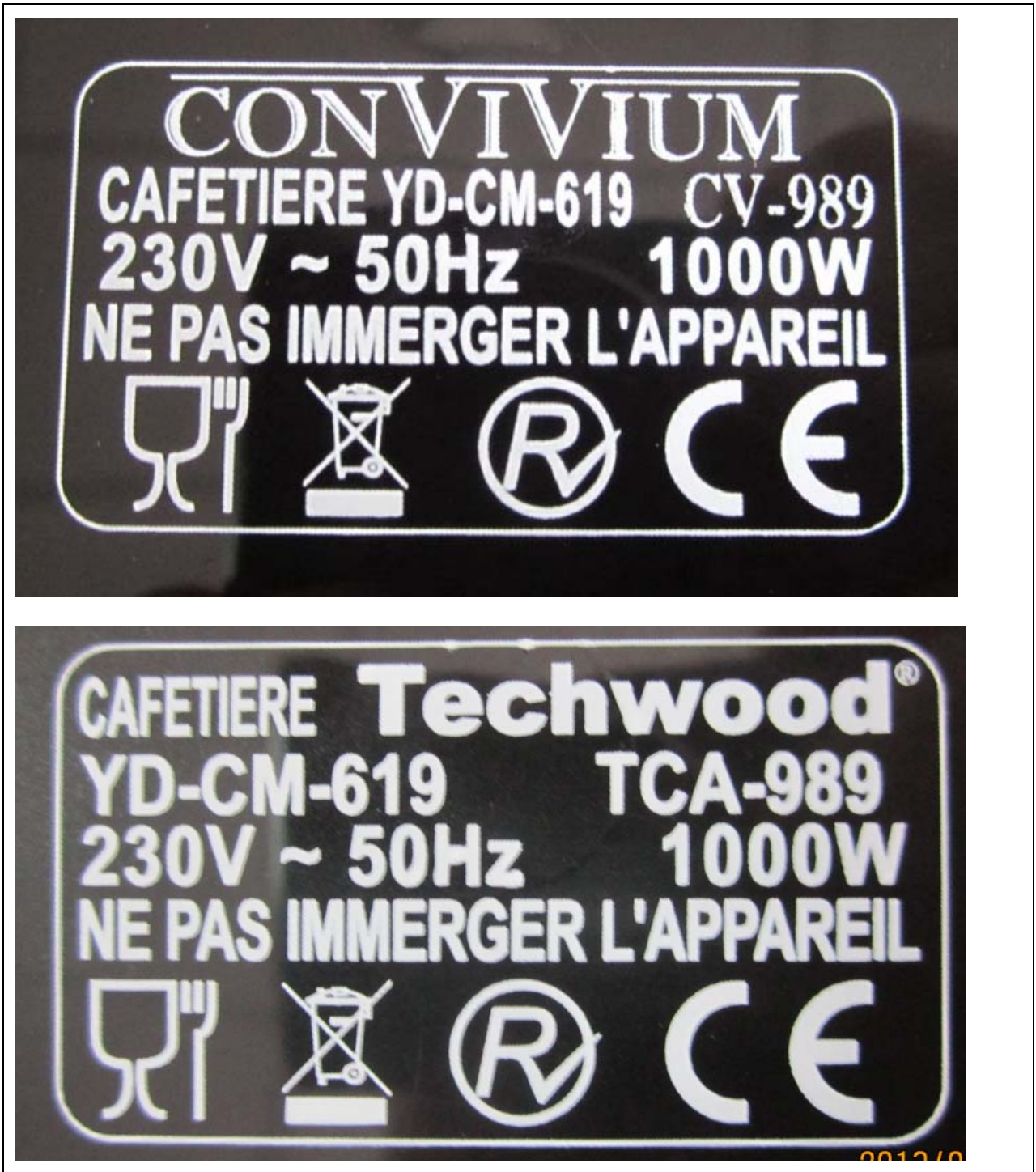
Construction Assessment Report (On-site)

To	:	Sotech International			
Attn	:	MR. ALAIN / MS MICHELE	Tel.	:	+331 5873 1160
Supplier	:	N/A			
Manufacturer Name	:	YINGDA ELECTRIC CO., LTD			
Manufacturer Location	:	BLOCK 14-17,HONGJIAN INDUSTRIAL,GUANGMING NORTH ROAD,NANTOU,ZHONGSHAN,GUANGDONG,CHINA			
Product description:	:	ELECTRIC COFFEE MAKER			
PO number	:	38193			
Model number	:	TCA-989/CV-989 (YD-CM-619)	 <p>CV-989</p>  <p>TCA-989</p>		
European EC directives	:	Low Voltage Directive 2006/95/EC			
Applicable standards	:	EN60335-1:2002+A11+A1+A2+A12+A13+A14+A15 EN 60335-2-15:2002+A1+A2			
Documents provided	:	LVD report: 16003547 011 &16003547 017 & 16003547 029 issued by TUV Rheinland			
Service performed	:	Construction check			
Sample Size	:	5pcs			
Clauses checked	:	7,8,16,20-29.			
Date of Construction Check	:	2013-09-21			

Result	:	PASS
--------	---	------

PRODUCT DATA

Rating Label and warning label:



			Remarks
Type of motor	:	N/A	--
Electronic circuit	:	No	--
Speed controller	:	No	--
Degree of protection	:	IPX0	--
Cord attachment type	:	Type Y	--
Accessories provided	:	Yes	--
Rated operation	:	Continuous	--
Supply connection	:	Non-detachable flexible cable with plug	--

LIST OF COMPONENTS

Object/part No.	manufacturer/ trademark	type/model	Technical data	mark(s) of conformity
Plug	KENIC	KE-23	16A,250V	VDE
Power cord	KENIC	H03VV-F	3x0.75mm ²	VDE
Switch	HONGHUA	KDC-A05-B	10(8)A 250VAC	TUV
Heating Element	YD	YDH61	230V 1000W	Tested with appliance
Thermostat	Not identified	KSD301	250V~ 10A Tf110° C	TUV
Thermal link	NEC	SF188E	10A 250V~Tf192° C	VDE
Internal wire	Not identified	3122	18AWG 200° C 300V	Tested with appliance(UL)
Note:				
Nil				

RESULTS

Function	OK
Packaging	OK
Cosmetic	OK

CLAUSES	CONTENTS	PASS	FAIL	REMARK	NR
7	Markings and instructions	X			
8	Protection against access to live parts	X			
16	Leakage current and electric strength	X			
20	Stability and mechanical hazards	X			
21	Mechanical strength	X			
22	Construction	X			
23	Internal wiring	X			
24	Components	X			
25	Supply connection and external flexible cords	X			
26	Terminals for external conductors	X			
27	Provision for earthing	X			
28	Screws and connections	X			
29	Creepage distances, clearances and distances through insulation	X			

RESULTS DESCRIPTION

Note:


<i>Description of the Remark / note</i>	<i>Picture of the remark/ note</i>
The sample size was 5pcs but the construction check was performed on the first sample and the rest 4pcs for comparison check against the first sample.	
Nil	

Please note that every statement made in this report is only valid for the samples tested and reported herein.

Trusting to have informed you sufficiently, we remain,
With best regards

DEKRA Testing and Certification China Ltd.

Engineer name : Andrew YANG

Engineer signature : 

Reviewed by : Ryan WEI

Reviewer signature : 

Pictures

For item CV-989 :	
 <p>2013/09/21</p>	 <p>2013/09/21</p>
1). Product view	2). Product detail
 <p>2013/09/21</p>	 <p>2013/09/21</p>
3). Product detail	4). Product detail
 <p>2013/09/21</p>	 <p>2013/09/21</p>
5). Product detail	6). Product detail

Report No.: 3020988.00-51



7). Product detail



8). Product detail



9). Product detail



10).Product detail



11).Product detail



12).Rating label

For item TCA-989:

Report No.: 3020988.00-51



13). Product view




14). Product detail



15). Product detail



16). Product detail



17). Product detail



18). Product detail

Report No.: 3020988.00-51



19). Product detail



20). Product detail



21). Product detail



22). Product detail



23). Product detail



24). Rating label

For other photo:


Report No.: 3020988.00-51




25). Inspected samples




26). Internal view




27). Internal view



28). Internal view



29). Earth wire



30). Earth symbol

Report No.: 3020988.00-51



2013/09/21

31). Plug




2013/09/21

32). Power cord



2013/09/21

33). Power cord



2013/09/21

34). Thermostat



2013/09/21

35). Thermostat



2013/09/21

36). Heating element

Report No.: 3020988.00-51



37). Switch




38). Switch



39). Thermal link



40). Thermal link



41). Thermal link



42). Internal wire

ANNEX 1

EN 60335-1 and EN 60335-2-15

CLAUSES	clauses which are not covered by this construction check
8	Clause 8.1.4
20	Clause 20.101
21	Clause 21.2
22	Clause 22.3 Clause 22.5-22.7 Clause 22.16 Clause 22.18 Clause 22.32 Clause 22.42 Clause 22.47-22.48 Clause 22.101-22.104 Clause 22.106 Clause 22.108-22.110
23	Clause 23.3
24	Clause 24.5-24.6 Clause 24.101
25	Clause 25.14
27	Clause 27.5

Note:

1. **Our construction check is non plug in test**
2. **Use simple tools for construction as below: Test probe, impact hammer, torque screw driver, pull and push tester less than 100 N, caliper and hi-pot tester**