

HAIR STRAIGHTENER INSTRUCTION MANUAL



TFL-291D



TFL-299D



Dear consumer, Please read these instructions carefully before use in order to avoid damage due to incorrect use and to better understand the functions of this product. Please pay particular attention to the safety guide.

If you pass the device on to a third party, these Operating Instructions must also be handed over.

Please keep them for future references.

IMPORTANT SAFEGUARDS

- Please read these instructions carefully before use.
- Keep present instructions for future references.
- Check that your mains voltage corresponds to that stated on the appliance.
- Only use the appliance for domestic purposes and household or similar applications such as:
 - staff kitchen areas, in shops, offices and other working environments;
 - by clients in hotels, motels and other residential type environments;
 - Environment type like :
 - Farm Houses • Bed and Breakfast.
- Only use the appliance in the way indicated in these instructions.
- Never use this unit near bathtub, shower, wash-hand basins or other containers with water.
- Never use this apparatus near water projections.
- Never use this apparatus with the wet hands.
- If, unfortunately the apparatus is wet, immediately withdraw the cord of the socket-outlet.
- Inform potential users of these instructions.
- Never leave the appliance unsupervised when in use.
- The appliance must be used only for its intended purpose. No responsibility can be taken for any possible damage caused by incorrect use or improper handling.
- Children and persons with disabilities are not always aware of the danger posed by the use of appliances.
- This appliance can be used by children aged from 8 years and above and persons with reduced physical, sensory or mental capabilities or lack of experience and knowledge, if they have been given supervision or instruction concerning


- use of the appliance in a safe way and understand the hazards involved. Children shall not play with the appliance.
- Cleaning and user maintenance shall not be made by children without supervision.
 - Keep the appliance and its cord out of reach of children aged less than 8 years.
 - This device is not a toy, do not leave small children or people with disabilities to play with.
 - **WARNING:** Do not use this appliance near bathtubs, showers, basins or other vessels containing water.
 - In order to ensure your children's safety, please keep all packaging (plastic bags, boxes, polystyrene etc.) out of their reach.
 - **Caution ! Do not allow small children to play with the foil :**
THERE IS A DANGER OF SUFFOCATION !
 - From time to time check the cord for damages. Never use the appliance if cord or appliance shows any signs of damage.
 - Never immerse the appliance in water or any other liquid for any reason whatsoever.
 - Never place it into the dishwasher.
 - Never use the appliance near hot surfaces.
 - If the supply cord is damaged, it must be replaced by the manufacturer, its service agent or similarly qualified persons in order to avoid a hazard.
 - Disconnect the power source cable before any operation of cleaning of maintenance and accessories assembly.
 - Never use the appliance outside and always place it in a dry environment.
 - Never use accessories, which are not recommended by the producer. They could constitute a danger to the user and risk to damage the appliance.
 - Never use any other connector than the one provided.

- ❑ Never move the appliance by pulling the cord. Make sure the cord cannot get caught in any way.
- ❑ Never wind the cord around the appliance and do not bend it
- ❑ Ensure that the power cord does not come into contact with hot parts of this unit.
- ❑ Make sure the appliance has cooled down before cleaning and storing it.
- ❑ The temperature of accessible surfaces may be very high when the appliance is operating. Never touch these parts, of apparatus, to avoid burning itself.
- ❑ Make sure the appliance never comes into contact with flammable materials, such as curtains, cloth, etc...& the power cord and plug do not come in contact with water.
- ❑ Before cleaning, always unplug the appliance from the power supply and let it cool down.
- ❑ This appliance is not intended to be operated by means of an external timer or separate remote-control system.
- ❑ Always place the unit on a flat surface. Ensure, also, not to cover the device and not to put anything on it.
- ❑ Always remove the plug from the wall socket when the appliance is not in use.
- ❑ When using an extension lead always make sure that the entire cable is unwound from the reel. Use solely CE approved extension leads. Input power must be at least 16A, 250V, 3000W.
- ❑ Incorrect operation and improper use can damage the appliance and cause injury to the user.
- ❑ This device, designed for home use, complies with standards relating to this type of product.

CAUTION : Plates warm when hair straighteners is on.

GENERAL INFORMATION

The symbol "OPEN BOOK" means a recommendation to read important things contained in the record.




The symbol "BIN" crossed out, abbreviation WEEE (Waste of Electrical and Electronic Equipment) means that at the end of life, it should not be discarded with household waste, but filed to the sorting of the locality. Waste recovery can help preserve our environment.




The symbol "CE" is the guarantee of compliance with harmonized European standards, voluntary, reflecting the essential requirements into technical specifications. These standards are not mandatory but are guarantees of compliance with essential requirements.



The symbol ROHS (Restriction of use of some Hazardous Substances) on the Environmental Protection, certifies that for each of the five hazardous substances • Lead • Mercury • (hexavalent) chromium • products for protection against flames PBB and PBDE, the peak concentration is equal to or less than 0.1% of the weight of homogeneous material, and 0.01% for the 6th • cadmium.



The symbol "DOUBLE SQUARE" means a double insulated. A basic insulation and supplementary insulation. This device requires no connection to the mass of a protective conductor grounded. The materials are said : double insulation class II.



The symbol "TUB / SHOWER" crossed out means to never use the unit in a bathroom, a shower in or near water spray.

The symbol "TRIMAN" indicates that the consumer is invited to dispose the product as part of a separate collection (eg recycling bin, waste, voluntary intake point).



For more information : <http://www.quefairedemesdechets.fr>

PARTICULAR WARNING FOR PRODUCT USE IN A BATHROOM

- Switch off when not in use, even if for a moment.
- Unplug it after use, since the proximity of water presents a hazard, even when the unit is switched off.
- Do not use this product while taking a shower or bath. Always unplug the device even close between 2 uses.
- When the unit is used in a bathroom unplug it after use since the proximity of water presents a risk, even when the power is off.
- To provide additional protection, in the electrical circuit supplying the bathroom, a residual current device (RCD) with a rated residual current not exceeding 30mA operation, is recommended. Consult your installer.

NOTE: A thermal fuse, is not a residual current device (RCD).

- Do not use this product while taking a shower or bath.
- Always unplug the unit itself between two closely spaced uses. For example: Stop the machine and unplug it if you drop it while you dry.

TO KNOW ITS UNIT

- A. Top part
- B. LED view window
- C. 360° Power cord
- D. Ceramic coated heating plates
- E. LED display
- F. Temperature rise button
- G. Temperature down button
- H. Power switch

FIRST USE

Before first use, remove the device and all accessories and being careful with sharp accessories.

- Clean the apparatus according to the instructions in "Cleaning" paragraph.
- Place the machine on a suitable flat, stable surface.

USE

- Unroll the power cord completely.
- Check that the tension in force in the country where you are, corresponds to that indicated on the apparatus.
- Connect the apparatus in a correct socket-outlet, (and connected to the ground if the unit is Class I), to avoid any danger.
- Disconnect the power source cable before any operation of cleaning of maintenance and accessories assembly.
- Stand the appliance on a table or flat surface.
- Never modify the appliance in anyway.

Connect to the power supply,

Press the power switch 1 seconds long, LED display lights up, entering in the work state.

Set temperature, Pushing + Button for up and – Button for down it.

During heating, the temperature displayed on the screen in “flashing”.

Check the hair is wet before operating, as far as hair is not completely dry, you can use the unit on it.

Straighten out the hair with the comb

Starting with the top of the head, seize a strand of hair of 5 cm broad and introduce it between the ceramics plates.

Maintain a certain pressure and tension, and gently descend the apparatus while making slip the strand enter the plates. (from the roots towards the ends).

CAUTION do not touch the hot part or plates of the apparatus with your hands or your scalp.

Repeat the operation all around your head and wait until the hair cools before combing them.

After use, switch OFF the unit.

When the hair is stiff, smoothing is complete (do not let the straightener contacting the hair for too long).

For your safety, if you do not use the straightener, unplug it.

For best result, wash, comb and dry hair until just damp to touch although the Ceramic Hair Straightener can be used for touch ups. at any time.

CLEANING AND MAINTENANCE

Before cleaning, Always : switch off the appliance, disconnect the apparatus and let it cool before cleaning.

Clean the outside of the apparatus with a sponge or slightly wet linen.

Never plunge the apparatus in water or all other liquid !

Do not use abrasive cleaners, gritting, or metal brush or another cutting object.

Your hair straightener is equipped with ceramic plates for a better heat distribution on whole each plate.

STORAGE

-Ensure the unit is completely cool and dry.

-Do not wrap the cord around the appliance, as this will cause damage.

-Keep the appliance in a cool, dry place.

GUARANTEE

Before being delivered, all our products are subjected to a rigorous control.

This apparatus is guaranteed 24 months starting from the date of purchase by the consumer.

The documents in proof of guarantee are :

- The invoice and
- The filled and stamped warrantee plate (located on side or bottom of the gift box). Without these documents in proof, no free replacement, nor no free repair, can be carried out.

During the warranty period, we deal for free, the defects of the apparatus or the accessories, rising from a defect of materials or manufacture by repair or,

replacement. The services within the framework of the guarantee do not involve any extension of the warranty period and does not give right to a new guarantee ! In the event of recourse to the guarantee, bring back the complete apparatus to your retailer, in its original packing, accompanied by the proofs of purchase.

The breakage of parts out of glass or plastic is, in all the cases, not warranted. Defects on the accessories or the wearing parts (for example: coals of engines, hooks, drive belts, remote control of replacement, teeth brushes of replacement, webs etc) as well as cleaning, maintenance or it replacement of wearing parts are not guaranteed and are thus to pay !

In the event of foreign intervention, the guarantee becomes null and void.

After flow of the warranty period, repairs can be carried out, against payment, by a specialized trade or a repair service.

SPECIFICATIONS

Power supply	110-240V~ 50/60Hz
Power	35W
Norm	Class II

Made in PRC

The characteristics can change without prior notice

CAUTION: In order to minimize the risks of electric shock, In the event of breakdown, not to open the case but to call upon a qualified technician for repairs.

This apparatus satisfied EC directives, it was controlled according to all the European current directives, like: electromagnetic compatibility (EMC) and low tension (LVD).

This apparatus was designed and manufactured in respect of the last safety regulations and technical specifications.

**Imported by Sotech International
" LE PERIPOLE " N°A-107
33, Avenue du Marechal de Lattre de Tassigny
94120 Fontenay sous bois - France**