

ELECTRIC CALLUS REMOVER

Instruction manual

TRE-101



TRE-104



TRE-107



Dear consumer, Please read these instructions carefully before use in order to avoid damage due to incorrect use and to better understand the functions of this product. Please pay particular attention to the safety guide.

If you pass the device on to a third party, these Operating Instructions must also be handed over.

Please keep them for future references.


IMPORTANT SAFEGUARDS

- Please read these instructions carefully before use.
- Keep present instructions for future references.
- Check that your mains voltage corresponds to that stated on the appliance.
- Only use the appliance for domestic purposes and household or similar applications such as:
 - staff kitchen areas, in shops, offices and other working environments;
 - By clients in hotels, motels and other residential type environments;
 - Environment type like :
 - Farm Houses • Bed and Breakfast.
- Only use the appliance in the way indicated in these instructions.
- Inform potential users of these instructions.
- Never leave the appliance unsupervised when in use.
- The appliance must be used only for its intended purpose. No responsibility can be taken for any possible damage caused by incorrect use or improper handling.
- Children and persons with disabilities are not always aware of the danger posed by the use of appliances.
- This device can be used by children aged 8 years and older and adults, with reduced physical, sensory or mental capabilities or lack of experience and knowledge, if they have been given supervision or instruction concerning use of the appliance in a safe way and understand the hazards involved.
- Cleaning and user maintenance shall not be made by children without supervision.
- This device is not a toy, do not leave small children or people with disabilities to play with.

- In order to ensure your children's safety, please keep all packaging (plastic bags, boxes, polystyrene etc.) out of their reach.
- Caution ! Do not allow small children to play with the foil :
THERE IS A DANGER OF SUFFOCATION !
- Never immerse the appliance in water or any other liquid for any reason whatsoever.
- Never place it into the dishwasher.
- Never use the appliance near hot surfaces.
- Never use the appliance outside and always place it in a dry environment.
- Never use accessories, which are not recommended by the producer. They could constitute a danger to the user and risk to damage the appliance.
- Make sure the appliance has cooled down before cleaning and storing it.
- This appliance is not intended to be operated by means of an external timer or separate remote-control system.
Always place the unit on a flat surface. Ensure, also, not to cover the device and not to put anything on it.
- Incorrect operation and improper use can damage the appliance and cause injury to the user.
- This device, designed for home use, complies with standards relating to this type of product.
- The item is not to be used, if it has been dropped or if there are visible signs of damage.
- This appliance is only intended for household use.
- Regarding the instructions for cleaning, please refer to the below paragraph of the manual.

GENERAL INFORMATION

The symbol "OPEN BOOK" means a recommendation to read important things contained in the record.



The symbol "TUB / SHOWER" crossed out means to never use the unit in a bathroom, a shower in or near water spray. (IP20 Minimum distance 3M.)



The symbol "BIN" crossed out, abbreviation WEEE (Waste of Electrical and Electronic Equipment) means that at the end of life, it should not be discarded with household waste, but filed to the sorting of the locality. Waste recovery can help preserve our environment.



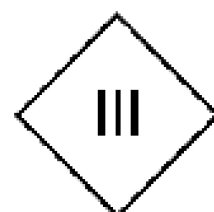
The symbol "CE" is the guarantee of compliance with harmonized European standards, voluntary, reflecting the essential requirements into technical specifications. These standards are not mandatory but are guarantees of compliance with essential requirements.



The symbol ROHS (Restriction of use of some Hazardous Substances) on the Environmental Protection, certifies that for each of the five hazardous substances • Lead • Mercury • (hexavalent) chromium • products for protection against flames PBB and PBDE, the peak concentration is equal to or less than 0.1% of the weight of homogeneous material, and 0.01% for the 6th • cadmium.



The symbol "III" means that the equipment concerned is designed to be supplied at a voltage of not more



than 50 volts AC or 120 volts DC. Materials with this sign are classified as Class III.

The symbol "TRIMAN" indicates that the consumer is invited to dispose the product as part of a separate collection (eg recycling bin, waste, voluntary intake point).



For more information : <http://www.quefairedemesdechets.fr>

LOCATI

1. Exfoliating head
2. Head Release button
3. LED light
4. Power switch On / Off
5. Battery compartment
6. Extra heads
7. Cleaning brush



BEFORE USE

Battery installation

Pull down the battery compartment to release the battery. Install 2 x 1,5V LR06 or AA batteries. Respect the polarity.

Replace the battery compartment and pull up the battery compartment to lock.

USE

This product is designed to remove coarse & Callused skin from feet & heels.

Do not use anywhere else on the body.

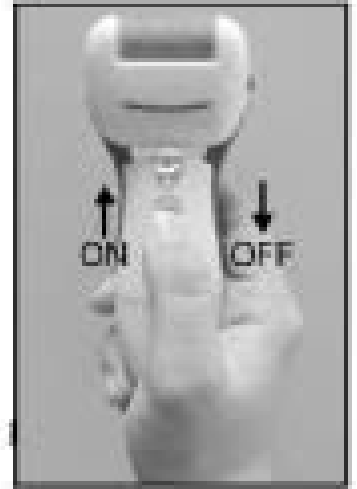
Do not use on broken or bleeding skin.

Wash and dry the skin that is to be treated. Remove the cap of the item.



Turn on the unit. The LED light comes on.
Touch the area with the exfoliating head. Press gently at first then apply more pressure as you feel comfortable.
NOTE : If you press too hard, the unit will stop spinning.

Move back & forth or side to side (around 2 or 3 seconds at the same place) until callused skin is removed.
Change location and continue working for a while.
After you have reached desired results, turn the unit off by sliding the power switch downwards.
Clean the head of the unit with the brush and replace the cap over the head to protect it.



CLEANING AND MAINTENANCE

Before cleaning, Always : switch off the appliance.
Clean the outside of the apparatus with a sponge or slightly wet linen.
Never plunge the apparatus in water or all other liquid !
Do not use abrasive cleaners, gritting, or metal brush or another cutting object.
Clean the exfoliating head after every treatment to maximize performance.
You may rinse the head under water by turning on the unit for about 10 seconds.

To change exfoliating head

As the exfoliating head dulls, you may need to replace it with one additional exfoliating head.
With the unit turned off, press the head release button and remove the exfoliating head.
Take a new head and snap it into the top of the unit.

STORAGE

- Ensure the unit is completely cool and dry.
- Keep the appliance in a cool, dry place and out of reach from children.

GUARANTEE

Before being delivered, all our products are subjected to a rigorous control.
This apparatus is guaranteed 24 months starting from the date of purchase of consumer.

The documents in proof of guarantee are :

- The invoice and
- The filled and stamped warrantee plate (located on side or bottom of the gift box). Without these documents in proof, no free replacement, nor no free repair, can be carried out.

During the warranty period, we deal for free, the defects of the apparatus or the accessories, rising from a defect of materials or manufacture by repair or, replacement. The services within the framework of the guarantee do not involve any extension of the warranty period and does not give right to a new guarantee ! In the event of recourse to the guarantee, bring back the complete apparatus to your retailer, in its original packing, accompanied by the proofs of purchase.

The breakage of parts out of glass or plastic is, in all the cases, not warranted. Defects on the accessories or the wearing parts (for example: coals of engines, hooks, drive belts, remote control of replacement, teeth brushes of replacement, webs etc) as well as cleaning, maintenance or it replacement of wearing parts are not guaranteed and are thus to pay !

In the event of foreign intervention, the guarantee becomes null and void.

After flow of the warranty period, repairs can be carried out, against payment, by a specialized trade or a repair service.

SPECIFICATIONS

Power supply	2 X 1,5V LR06 OR AA batteries (not included)
Norm	Class III

Made in PRC

The characteristics can change without preliminary preventing

CAUTION: In order to minimize the risks of electric shock, In the event of breakdown, not to open the case but to call upon a qualified technician for repairs.

This device complies with EC directives, it was controlled according to all current European directives, applicable such as: electromagnetic compatibility (EMC) and low voltage (LVD).

This device has been designed and manufactured in compliance with the latest regulations and technical requirements for safety.

ENVIRONMENTAL PROTECTION (Destruction of batteries)

To remove the batteries:

- Open the battery compartment and retrieve the batteries.
- THE BATTERIES MUST BE REMOVED BEFORE THE UNIT IS GIVEN TO REBUS.
- THE BATTERIES MUST BE ELIMINATED IN A SAFE WAY.

- DO NOT THROW IN A TRASH CAN, BUT GIVE IN CENTRE OF WASTE.

**Imported by Sotech International
" LE PERIPOLE " N°C111 à 115
33, Avenue du Marechal de Lattre de Tassigny
94120 Fontenay sous bois - France**