
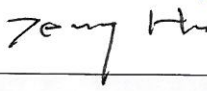


<b>TEST REPORT</b> <b>IEC 60335-2-14</b>  <b>Safety of household and similar electrical appliances</b> <b>Part 2-14 : Particular requirements for kitchen machines</b>	
<b>Report Number</b> .....	EFSH18101411-IE-09-L01-A2
<b>Date of issue</b> .....	2018-11-13; Amendment 2: 2020-12-07
<b>Total number of pages</b> .....	35 pages
<b>Name of Testing Laboratory preparing the Report</b> .....	<b>Eurofins Product Testing Service (Shanghai) Co., Ltd.</b> No. 395, No. 399 West Jiangchang Road, Jing'an District, Shanghai, China
<b>Applicant's name</b> .....	
<b>Address</b> .....	
<b>Test specification:</b>	
<b>Standard</b> .....	<input type="checkbox"/> IEC 60335-2-14:2006, AMD1:2008, AMD2:2012 for use in conjunction with IEC 60335-1:2010, COR1:2010, AMD1:2013, COR1:2014, AMD2:2016, COR1:2016 <input checked="" type="checkbox"/> EN 60335-1:2012 + AC:2014 + A11:2014 + A13:2017 + A14:2019 + A1:2019 + A2:2019 used in conjunction with EN 60335-2-14:2006 + A1:2008 + A11:2012 + A12:2016 <input checked="" type="checkbox"/> EN 62233:2008
<b>Test procedure</b> .....	GS approval + CE-LVD
<b>Non-standard test method</b> .....	N/A
<b>Test Report Form No</b> .....	IEC60335_2_14U
<b>Test Report Form(s) Originator</b> .....	CQC
<b>Master TRF</b> .....	Dated 2019-12-17
<b>Copyright © 2019 IEC System of Conformity Assessment Schemes for Electrotechnical Equipment and Components (IECEE System). All rights reserved.</b> This publication may be reproduced in whole or in part for non-commercial purposes as long as the IECEE is acknowledged as copyright owner and source of the material. IECEE takes no responsibility for and will not assume liability for damages resulting from the reader's interpretation of the reproduced material due to its placement and context.	
<b>General disclaimer:</b>	
The test results presented in this report relate only to the object tested. This report shall not be reproduced, except in full, without the written approval of the Issuing CB Testing Laboratory. The authenticity of this Test Report and its contents can be verified by contacting the NCB, responsible for this Test Report.	

<b>Test item description</b> ..... :	Hand-held Blender	
<b>Trade Mark(s)</b> .....	Langwei	
<b>Original Product/Equipment Manufacturer</b> .....	Same as applicant.	
<b>Branding Manufacturer(s)</b> ..... :	Same as applicant.	
<b>Model/Type reference</b> .....	YW-1123A, YW-1123AN, YW-1123B, YW-1123BN, YW-1123C, YDHB-002A	
<b>Ratings</b> ..... :	220-240V~, 50/60Hz, Class II for all models YW-1123A, YW-1123B, YW-1123C: 500W; YW-1123AN, YW-1123BN, YDHB-002A: 600W	
<b>Responsible Testing Laboratory (as applicable), testing procedure and testing location(s):</b>		
<input checked="" type="checkbox"/>	<b>Testing Laboratory:</b>	Eurofins Product Testing Service (Shanghai) Co., Ltd.
	<b>Testing location/ address</b> .....	No. 395, No. 399 West Jiangchang Road, Jing'an District, Shanghai, China
	<b>Tested by (name, function, signature)</b> ..... :	Alex Hong /Project Engineer 
	<b>Approved by (name, function, signature)</b> .. :	Jerry Hu /Technical Expert 
<input type="checkbox"/>	<b>Testing procedure: CTF Stage 1:</b>	
	<b>Testing location/ address</b> .....	N/A
	<b>Tested by (name, function, signature)</b> ..... :	N/A
	<b>Approved by (name, function, signature)</b> .. :	N/A
<input type="checkbox"/>	<b>Testing procedure: CTF Stage 2:</b>	
	<b>Testing location/ address</b> .....	N/A
	<b>Tested by (name + signature)</b> ..... :	N/A
	<b>Witnessed by (name, function, signature)</b> .. :	N/A
	<b>Approved by (name, function, signature)</b> .. :	N/A
<input type="checkbox"/>	<b>Testing procedure: CTF Stage 3:</b>	
<input type="checkbox"/>	<b>Testing procedure: CTF Stage 4:</b>	
	<b>Testing location/ address</b> .....	N/A
	<b>Tested by (name, function, signature)</b> ..... :	N/A
	<b>Witnessed by (name, function, signature)</b> .. :	N/A
	<b>Approved by (name, function, signature)</b> .. :	N/A
	<b>Supervised by (name, function, signature)</b> :	N/A





<p><b>List of Attachments (including a total number of pages in each attachment):</b></p> <ul style="list-style-type: none"> <li>- Constructional data form (CDF): 6 pages (separated file)</li> <li>- European group differences and national differences (EU_GD_IEC60335_1X): 13 pages (Incorporated in the main report)</li> </ul>	
<p><b>Summary of testing:</b></p> <p>From the result of our inspection and tests on the submitted samples, we conclude they comply with the requirements of the standards.</p>	
<p><b>Tests performed (name of test and test clause):</b></p> <p>None</p>	<p><b>Testing location:</b></p> <p>Eurofins Product Testing Service (Shanghai) Co., Ltd. No. 395, No. 399 West Jiangchang Road, Jing'an District, Shanghai, China</p>
<p><b>Summary of compliance with National Differences (List of countries addressed):</b></p> <p>European Group and Germany Differences were checked.</p>	
<p><b>Statement concerning the uncertainty of the measurement systems used for the tests</b> (may be required by the product standard or client)</p> <p><input type="checkbox"/> <b>Internal procedure used for type testing through which traceability of the measuring uncertainty has been established:</b></p> <p><b>Procedure number, issue date and title:</b></p> <p>Calculations leading to the reported values are on file with the NCB and testing laboratory that conducted the testing.</p> <p><input checked="" type="checkbox"/> <b>Statement not required by the standard used for type testing</b></p> <p>(Note: When IEC or ISO standard requires a statement concerning the uncertainty of the measurement systems used for tests, this should be reported above. The informative text in parenthesis should be delete in both cases after selecting the applicable option)</p>	

**Copy of marking plate:**

The artwork below may be only a draft. The use of certification marks on a product must be authorized by the respective NCBs that own these marks.

(Representative, may differ with model names and ratings):





For appliance:


Hand-held blender
Series number: xxxx – xxxx
YDHB-002A
220-240V~, 50/60Hz, 600W, Class II
   
Imported by:
(Full Name of the EU importer)
(Full EU Address of the importer)

<b>Test item particulars</b> .....	
<b>Classification of installation and use</b> ..... : Class II, Hand-held appliance for household use only	
<b>Supply Connection</b> ..... : Type Y	
..... :	
<b>Possible test case verdicts:</b>	
- test case does not apply to the test object ..... : N/A	
- test object does meet the requirement..... : P (Pass)	
- test object does not meet the requirement..... : F (Fail)	
<b>Testing</b> .....	
<b>Date of receipt of test item</b> ..... : --	
<b>Date (s) of performance of tests</b> ..... : --	
<b>General remarks:</b>	
<p>The test results presented in this report relate only to the object tested.</p> <p>This report shall not be reproduced, except in full, without the written approval of the issuing testing laboratory.</p> <p>"(See Enclosure #)" refers to additional information appended to the report.</p> <p>"(See appended table)" refers to a table appended to the report.</p> <p>Determination of the test result includes consideration of measurement uncertainty from the test equipment and methods.</p> <p><b>Throughout this report a <input checked="" type="checkbox"/> comma / <input type="checkbox"/> point is used as the decimal separator.</b></p> <p><b>For GS approval, EK1 601-15e Rev3, EK1 527-12 Rev. 2 and EK 646-16 Rev. 2 are considered.</b></p>	
<b>EK decision</b>	<b>Remarks</b>
<b>EK1 601-15e Rev3</b>	<b>PAH risk assessment has been done</b>
<b>EK1 527-12 Rev. 2</b>	<b>Fulfilled by test according to EN 62233</b>
<b>EK 646-16 Rev. 2</b>	<b>Not applicable</b>
<b>Manufacturer's Declaration per sub-clause 4.2.5 of IECEE 02:</b>	
The application for obtaining a CB Test Certificate includes more than one factory location and a declaration from the Manufacturer stating that the sample(s) submitted for evaluation is (are) representative of the products from each factory has been provided..... :	<input type="checkbox"/> <b>Yes</b> <input checked="" type="checkbox"/> <b>Not applicable</b>
<b>When differences exist; they shall be identified in the General product information section.</b>	

<b>Name and address of factory (ies) .....</b>	Same as applicant
<p><b>General product information:</b></p> <p>The appliances covered by this report are hand-held appliances for household use only.</p> <p>Model similarities:</p> <ol style="list-style-type: none"> <li>1. Models YW-1123AN, YW-1123A, YW-1123BN, YW-1123B, YW-1123C are series model. They all have food processor function and blender function and whisk function.</li> <li>2. YW-1123AN and YW-1123BN are identical except for YW-1123BN has a metallic decorative enclosure.</li> <li>3. YW-1123AN and YW-1123C have the same motor and accessories. YW-1123C has a speed select knob than YW-1123AN.</li> <li>4. YW-1123AN and YW-1123A are identical except for rated power marked on the label.</li> <li>5. YW-1123BN and YW-1123B are identical except for rated power marked on the label.</li> <li>6. YDHB-002A has different appearance compared with other models and also has food processor function and blender function and whisk function.</li> </ol> <p><b>After review, YW-1123BN, YW-1123C and YDHB-002A were subjected to all the tests and the most unfavourable test data was recorded.</b></p>	
<p><b>Amendment 1:</b></p> <p>The original Eurofins report ref. No. EFSH18101411-IE-09-L01, dated 2018-11-13 was additionally modified on 2019-08-06 to include the following changes and/or additions:</p> <ol style="list-style-type: none"> <li>1. Add a new accessory for the model YDHB-002A.</li> <li>2. Change the shape of switch support for the model YDHB-002A.</li> <li>3. Add a photo of cup for model YDHB-002A.</li> </ol> <p>After review, Cl.10, Cl.11, Cl.20 and Cl.22 were considered for YDHB-002A and the most unfavourable test data was recorded.</p> <p><b>This report is only valid in conjunction with the original Eurofins report ref. No.EFSH18101411-IE-09-L01, and the related amendment/modification reports.</b></p>	
<p><b>Amendment 2:</b></p> <p>The original test report ref. No. EFSH18101411-IE-09-L01, dated 2018-11-13 was modified on 2020-12-07 to include the following changes and/or additions:</p> <ol style="list-style-type: none"> <li>1. Update the standard to “EN 60335-1:2012 + A11:2014 + A13:2017 +A1:2019 + A14:2019 + A2:2019”;</li> <li>2. Update the PAH evaluation standard to “EK1 601-15e Rev3”, PAH evaluation report was updated accordingly.</li> <li>3. Deleted some power plugs and power cords.</li> <li>4. Deleted the switch button</li> <li>5. Deleted some Switches for YDHB-002A</li> </ol>	

Model information and details as following:

Product model	rated power input	Appearance
YDHB-002A	600W	
YW-1123A	500W	
YW-1123AN	600W	
YW-1123B	500W	
YW-1123BN	600W	
YW-1123C	500W	



Relevant tests of update contents of standard EN 60335-1: 2012 + A13:2017 + A1:2019 + A14:2019 + A2:2019 were performed.

This report is only valid in conjunction with the original test report No. EFSH18101411-IE-09-L01, and the related amendment/modification reports.

IEC 60335-2-14			
Clause	Requirement + Test	Result - Remark	Verdict
<b>6</b>	<b>CLASSIFICATION</b>		--
6.1	For a class III construction with a detachable power supply part the appliance is classified according to the detachable power supply part		N/A
<b>7</b>	<b>MARKING AND INSTRUCTIONS</b>		--
7.1	Symbol IEC 60417-5018, for class II and class III appliances incorporating a functional earth		N/A
7.4	Appliances adjustable for different rated voltages or rated frequencies, the voltage or the frequency setting is clearly discernible		N/A
	Requirement met if frequent changes are not required and the rated voltage or rated frequency to which the appliance is to be adjusted is determined from a wiring diagram		N/A
7.8	Except for type Z attachment, terminals for connection to the supply mains indicated as follows:		--
	- marking of functional earthing terminals (symbol IEC 60417-5018)		N/A
7.12	For appliances for altitudes exceeding 2000 m, the maximum altitude is stated :		N/A
	The instructions for appliances incorporating a functional earth states that the appliance incorporates an earth connection for functional purposes only		N/A
7.12.1	If different rated voltages or different rated frequencies are marked, the instructions state what action to be taken to adjust the appliance		N/A
7.12.9	Instructions specified in 7.12 and from 7.12.1 to 7.12.8 appear together before any other instructions supplied with the appliance		P
	These instructions may be supplied with the appliance separately from any functional use booklet		P
	They may follow the description of the appliance that identifies parts, or follow the drawings/sketches		P
	In addition, instructions are also available in an alternative format such as on a website or on request from the user in a format such as a DVD	On a website	P
7.14	Marking clearly legible and durable, rubbing test as specified	15 s with a piece of cloth soaked with water and again for 15 s with a piece of cloth soaked with petroleum spirit	P

IEC 60335-2-14			
Clause	Requirement + Test	Result - Remark	Verdict
	Signal words WARNING, CAUTION, DANGER in uppercase having a height as specified		N/A
	Uppercase letter of the text explaining the signal word not smaller than 1,6 mm		N/A
	Moulded in, engraved, or stamped markings either raised above or have a depth below the surface of at least 0,25 mm, unless		N/A
	Moulded in, engraved, or stamped markings either raised above or have a depth below the surface of at least 0,25 mm, unless		N/A
	Markings checked by inspection, measurement and rubbing test as specified		P
7.15	The symbol IEC 60417-5018 placed next to the symbol IEC 60417-5172 or IEC 60417-5180		N/A
<b>8</b>	<b>PROTECTION AGAINST ACCESS TO LIVE PARTS</b>		--
8.1.3	For a single switching action obtained by a switching device, requirements as specified		N/A
	For appliances with a supply cord and without a switching device, the single switching action may be obtained by the withdrawal of the plug		N/A
<b>9</b>	<b>STARTING OF MOTOR-OPERATED APPLIANCES</b>		--
	Requirements and tests are specified in part 2 when necessary		N/A
<b>10</b>	<b>POWER INPUT AND CURRENT</b>		--
10.1	If the power input varies throughout the operating cycle and the maximum value of the power input exceeds, by a factor greater than two, the arithmetic mean value of the power input occurring during a representative period, the power input is the maximum value that is exceeded for more than 10 % of the representative period		N/A
	Otherwise the power input is the arithmetic mean value		N/A
10.2	If the current varies throughout the operating cycle and the maximum value of the current exceeds, by a factor greater than two, the arithmetic mean value of the current occurring during a representative period, the current is the maximum value that is exceeded for more than 10 % of the representative period		N/A
	Otherwise the current is the arithmetic mean value		N/A
<b>19</b>	<b>ABNORMAL OPERATION</b>		--
19.7	capacitor is of class S2 or S3 of IEC 60252-1		N/A

<b>IEC 60335-2-14</b>			
Clause	Requirement + Test	Result - Remark	Verdict
	Appliances with timer or programmer supplied with rated voltage for each of the tests, for a period equal to the maximum period allowed .....		N/A
	An electronic timer or programmer that operates to ensure compliance with the test before the maximum period under the conditions of Clause 11 is reached, is a protective electronic circuit		N/A
19.11.3	If the appliance incorporates a protective electronic circuit which operates to ensure compliance with clause 19, the relevant test is repeated with a single fault simulated, as indicated in a) to g) of 19.11.2		N/A
19.11.4.4	The power supply terminals of the appliance subjected to voltage surges in accordance with IEC 61000-4-5, test level 3 or 4 as specified		N/A
	An open circuit test voltage of 2 kV is applicable for the line-to-line coupling mode		N/A
	An open circuit test voltage of 4 kV is applicable for the line-to-earth coupling		N/A
	Earthed heating elements in class I appliances disconnected		N/A
	The electromagnetic phenomena tests of 19.11.4.2 and 19.11.4.5 are applied		N/A
<b>22</b>	<b>CONSTRUCTION</b>		--
22.5	No risk of electric shock when touching pins, for appliances having a capacitor with rated capacitance equal to or greater than 0,1 $\mu$ F, the appliance being disconnected from the supply at the instant of voltage peak		P
	Voltage not exceeding 34 V (V) :	Refer to original test report No. EFSH18101411-IE-04-L01, and the related amendment/modification reports.	P
	If compliance relies on the operation of an electronic circuit, the electromagnetic phenomena tests of 19.11.4.3 and 19.11.4.4 are applied		N/A
	The discharge test is then repeated three times, voltage not exceeding 34 V (V) :		N/A
22.12	Handles, knobs etc. fixed in a reliable manner		P
	Fixing in wrong position of handles, knobs etc. indicating position of switches or similar components not possible		P
	A choking hazard does not apply to appliances for commercial use		N/A

IEC 60335-2-14			
Clause	Requirement + Test	Result - Remark	Verdict
	Axial force 15 N applied to parts, the shape being so that an axial pull is unlikely to be applied	Switch button	P
	Axial force 30 N applied to parts, the shape being so that an axial pull is likely to be applied	Handle	P
	If the part is removed and can be contained within the small parts cylinder, it is considered to be a choking hazard		N/A
22.32	Ceramic and similar porous material in which heating conductors are embedded is considered to be basic insulation, not reinforced insulation		N/A
22.33	Conductive liquids that are or may become accessible in normal use and conductive liquids that are in contact with unearthed accessible metal parts are not in direct contact with live parts, or		P
	unearthed metal parts separated from live parts by basic insulation only		N/A
22.35	This requirement does not apply to handles, levers and knobs on stationary appliances and cordless appliances, other than those of electrical components, provided they are reliably connected to an earthing terminal or earthing contact, or separated from live parts by earthed metal		N/A
	Insulating material covering metal handles, levers and knobs withstand the electric strength test of 16.3 for supplementary insulation		N/A
22.53	Class II appliances and class III appliances that incorporate functionally earthed parts have at least double insulation or reinforced insulation between live parts and the functionally earthed parts		N/A
22.54	Button cells and batteries designated R1 not accessible without the aid of a tool, unless		N/A
	the cover of their compartment can only be opened after at least two independent movements have been applied simultaneously		N/A
22.55	Devices operated to stop the intended function of the appliance, if any, are to be distinguished from other manual devices by means of shape, size, surface texture or position:		P
	The requirement concerning position does not preclude use of a push on push off switch		N/A
	An indication when the device has been operated is given by:		N/A
	– tactile feedback from the actuator or from the appliance, or		P
	– reduction in heat output; or		N/A

IEC 60335-2-14			
Clause	Requirement + Test	Result - Remark	Verdict
	– audible and visible feedback		P
22.56	Detachable power supply part provided with the part of class III construction		N/A
22.57	The properties of non-metallic materials do not degrade from exposure to UV-C radiation, as specified in Annex T		N/A
	This requirement does not apply to glass, ceramics or similar materials		N/A
<b>23</b>	<b>INTERNAL WIRING</b>		--
23.5	For class II construction, the requirements for supplementary insulation and reinforced insulation apply,		P
	Except that the sheath of a cord complying with IEC 60227 or IEC 60245 may provide supplementary insulation.		N/A
	A single layer of internal wiring insulation does not provide reinforced insulation		N/A
<b>24</b>	<b>COMPONENTS</b>		--
24.1	Components comply with safety requirements in relevant IEC standards		P
	List of components ..... :	(see appended table)	P
	Motors not required to comply with IEC 60034-1, they are tested as part of the appliance		P
	Relays tested as part of the appliance, or		N/A
	alternatively acc. to IEC 60730-1, and meeting the additional requirements in IEC 60335-1		N/A
	The requirements of Clause 29 apply between live parts of components and accessible parts of the appliance		P
	Components can comply with the requirements for clearances and creepage distances for functional insulation in the relevant component standard		P
	30.2 of this standard apply to parts of non-metallic material in components including parts of non-metallic material supporting current-carrying connections		P
	Components that have not been previously tested to comply with the IEC standard for the relevant component are tested according to the requirements of 30.2		P

IEC 60335-2-14			
Clause	Requirement + Test	Result - Remark	Verdict
	Components that have been previously tested to comply with the resistance to fire requirements in the IEC standard for the relevant component need not be retested provided the specified conditions are met		P
	If these conditions are not satisfied, the component is tested as part of the appliance		P
	Power electronic converter circuits not required to comply with IEC 62477-1, they are tested as part of the appliance		N/A
24.1.2	Transformers in associated switch mode power supplies comply with Annex BB of IEC 61558-2-16		N/A
24.1.4	Thermal cut-outs of the capillary type comply with the requirements for type 2.K controls in IEC 60730-2-9		N/A
24.2	Appliances not fitted with:		--
	- switches or automatic controls in flexible cords		P
24.8	One or more of the following conditions are to be met:		--
	- the capacitors are of class P2 according to IEC 60252-1		N/A
<b>25</b>	<b>SUPPLY CONNECTION AND EXTERNAL FLEXIBLE CORDS</b>		--
25.1	Appliance not intended for permanent connection to fixed wiring, means for connection to the supply:		--
	- supply cord fitted with a plug, the current rating and voltage rating of the plug being not less than the corresponding ratings of its associated appliance		P
25.7	- halogen-free, low smoke, thermoplastic insulated and sheathed		--
	<ul style="list-style-type: none"> <li>light duty halogen-free low smoke flexible cable (62821 IEC 101) for circular cable and (62821 IEC 101f) for flat cable</li> </ul>		N/A
	<ul style="list-style-type: none"> <li>Ordinary duty halogen-free low smoke flexible cable (62821 IEC 102) for circular cable and (62821 IEC 102) for flat cable</li> </ul>		N/A
25.10	Supply cord of class I appliances have a green/yellow core for earthing		N/A
	In multi-phase appliances, the colour of the neutral conductor of the supply cord is blue		N/A
	– Where additional neutral conductors are provided in the supply cord:		N/A
	– all of the neutral conductors and line conductors are identified by marking using the alpha numeric notation specified in IEC 60445		N/A

<b>IEC 60335-2-14</b>			
<b>Clause</b>	<b>Requirement + Test</b>	<b>Result - Remark</b>	<b>Verdict</b>
	– the supply cord is fitted to the appliance		N/A
25.13	If it is not evident that the supply cord can be introduced without risk of damage, a non-detachable lining or bushing complying with 29.3 for supplementary insulation provided		N/A
25.15	For appliances with supply cord and appliances to be permanently connected to fixed wiring by a flexible cord, conductors of the supply cord relieved from strain, twisting and abrasion by use of cord anchorage		P
	The cord cannot be pushed into the appliance to such an extent that the cord or internal parts of the appliance can be damaged		P
	Pull and torque test of supply cord:		--
	- fixed appliances: pull 100 N; torque (not on automatic cord reel) (Nm)..... :		N/A
	- other appliances: values shown in table 12: mass (kg); pull (N); torque (not on automatic cord reel) (Nm)..... :	Refer to original test report No. EFSH18101411-IE-04-L01, and the related amendment/modification reports.	P
	Cord not damaged and max. 2 mm displacement of the cord	Refer to original test report No. EFSH18101411-IE-04-L01, and the related amendment/modification reports.	P
25.20	The conductors of the supply cord for type Y and Z attachment insulated from accessible metal parts	Type Y	P
25.23	- for class I or class II appliance with class III construction, the cross sectional areas of the conductors need not comply with 25.8 if specified conditions are met		N/A
<b>27</b>	<b>PROVISION FOR EARTHING</b>		--
27.1	Accessible metal parts of Class 0I and I appliances permanently and reliably connected to an earthing terminal or earthing contact of the appliance inlet		N/A
	Earthing terminals and earthing contacts not connected to the neutral terminal		N/A
	Class 0, II and III appliances have no provision for protective earthing	Class II appliance	P
	Class II appliances and class III appliances can incorporate an earth for functional purposes		N/A
	Safety extra-low voltage circuits not earthed, unless		N/A
	protective extra-low voltage circuits		N/A

IEC 60335-2-14			
Clause	Requirement + Test	Result - Remark	Verdict
27.2	Clamping means of earthing terminals adequately secured against accidental loosening		N/A
	Terminals for the connection of external equipotential bonding conductors allow connection of conductors of 2.5 to 6 mm <sup>2</sup> , and		N/A
	- do not provide earthing continuity between different parts of the appliance, and		N/A
	- conductors cannot be loosened without the aid of a tool		N/A
	Requirements not applicable to class II appliances and class III appliances that incorporate an earth for functional purposes		N/A
27.3	For a detachable part having an earth connection and being plugged into another part of the appliance, the earth connection is made before and separated after current-carrying connections when removing the part		N/A
	For appliances with supply cords, current-carrying conductors become taut before earthing conductor, if the cord slips out of the cord anchorage		N/A
	Requirements not applicable to class II appliances and class III appliances that incorporate an earth for functional purposes		N/A
27.4	No risk of corrosion resulting from contact between parts of the earthing terminal and the copper of the earthing conductor or other metal		N/A
	Parts providing earthing continuity, other than parts of a metal frame or enclosure, have adequate resistance to corrosion		N/A
	If of steel, these parts provided with an electroplated coating with a thickness at least 5 µm		N/A
	Adequate protection against rusting of parts of coated or uncoated steel, only intended to provide or transmit contact pressure		N/A
	In the body of the earthing terminal is a part of a frame or enclosure of aluminium or aluminium alloys, precautions taken to avoid risk of corrosion		N/A
	Requirements not applicable to class II appliances and class III appliances that incorporate an earth for functional purposes		N/A
27.5	Low resistance of connection between earthing terminal and earthed metal parts		N/A

IEC 60335-2-14			
Clause	Requirement + Test	Result - Remark	Verdict
	This requirement does not apply to connections providing earthing continuity in the protective extra-low voltage circuit, provided the clearances of basic insulation are based on the rated voltage of the appliance		N/A
	Requirements not applicable to class II appliances and class III appliances that incorporate an earth for functional purposes		N/A
	Resistance not exceeding 0,1 $\Omega$ at the specified low-resistance test ( $\Omega$ )..... :		N/A
27.6	The printed conductors of printed circuit boards not used to provide earthing continuity in hand-held appliances		N/A
	They may be used to provide earthing continuity in other appliances if at least two tracks are used with independent soldering points and the appliance complies with 27.5 for each circuit		N/A
	Requirements not applicable to class II appliances and class III appliances that incorporate an earth for functional purposes		N/A
<b>29</b>	<b>CLEARANCES, CREEPAGE DISTANCES AND SOLID INSULATION</b>		--
29.1	For appliances intended for use at altitudes exceeding 2 000 m, the clearances in Table 16 is increased according to the relevant multiplier values in Table A.2 of IEC 60664-1		N/A
29.3	Supplementary and reinforced insulation have adequate thickness, or a sufficient number of layers, to withstand the electrical stresses		P
	Compliance checked:		--
	- for insulation, other than single layer internal wiring insulation, by an assessment of the thermal quality of the material combined with an electric strength test, in accordance with 29.3.3, and		N/A
	for accessible parts of reinforced insulation consisting of a single layer, by measurement in accordance with 29.3.4, or		N/A
	- by an assessment of the thermal quality of the material according to 29.3.3 combined with an electric strength test in accordance with 23.5, for each single layer internal wiring insulation touching each other, or		N/A
<b>B</b>	<b>ANNEX B (NORMATIVE) APPLIANCES POWERED BY RECHARGEABLE BATTERIES THAT ARE RECHARGED IN THE APPLIANCE</b>		--

IEC 60335-2-14			
Clause	Requirement + Test	Result - Remark	Verdict
	The following modifications to this standard are applicable for appliances powered by batteries that are recharged in the appliance		N/A
	Three forms of construction covered: (IEC 60335-1/A1:2013)		--
	a) Appliance supplied directly from the supply mains or a renewable energy source, the battery charging circuitry and other supply unit circuitry incorporated within the appliance (IEC 60335-1/A1:2013)		N/A
	b) The part of the appliance incorporating the battery is supplied from the supply mains or a renewable energy source, via a detachable supply unit. The battery charging circuitry is incorporated within the part of the appliance containing the battery (IEC 60335-1/A1:2013)		N/A
	c) The part of the appliance incorporating the battery is supplied from the supply mains or a renewable energy source, via a detachable supply unit. The battery charging circuitry is incorporated within the detachable supply unit (IEC 60335-1/A1:2013)		N/A
7.1	Appliances intending to be supplied from a detachable supply unit marked with symbol IEC 60417-6181 and its type reference along with symbol ISO 7000-0790 (2004-01), or (IEC 60335-1/A1:2013)		N/A
	use only with <model designation> supply unit (IEC 60335-1/A1:2013) .....		N/A
7.12	For appliances intending to be supplied from a detachable supply unit for the purposes of recharging the battery, the type reference of the detachable supply unit is stated along with the following: (IEC 60335-1/A1:2013)		--
	WARNING: For the purposes of recharging the battery, only use the detachable supply unit provided with this appliance (IEC 60335-1/A1:2013)		N/A
	If the symbol for detachable supply unit is used, its meaning is explained (IEC 60335-1/A1:2013)		N/A
7.15	The type reference of the detachable supply unit is placed in close proximity to the symbol (IEC 60335-1/A1:2013)		N/A
11.8	Temperature rise of the battery surface does not exceed the limit in the battery manufacturer's specification; measured (K); limit (K) (IEC 60335-1/A1:2013) .....		N/A
	If no limit specified, the temperature rise does not exceed 20 K; measured (K) (IEC 60335-1/A1:2013) .....		N/A

IEC 60335-2-14			
Clause	Requirement + Test	Result - Remark	Verdict
19.13	The battery does not rupture or ignite (IEC 60335-1/A1:2013)		N/A
<b>P</b>	<b>ANNEX P (INFORMATIVE) GUIDANCE FOR THE APPLICATION OF THIS STANDARD TO APPLIANCES USED IN WARM DAMP EQUABLE CLIMATES</b>		--
	Modifications applicable for class 0 and 01 appliances having a rated voltage exceeding 150V, intended to be used in countries having a warm damp equable climate and that are marked WDaE		--
	Modifications may also be applied to class 1 appliances having a rated voltage exceeding 150V, intended to be used in countries having a warm damp equable climate and that are marked WdaE, if liable to be connected to a supply mains that excludes the protective earthing conductor		--
5.7	The ambient temperature for the tests of clauses 11 and 13 is 40 +3/0 °C		N/A
7.1	The appliance marked with the letters WDaE		N/A
7.12	The instructions state that the appliance is to be supplied through a residual current device (RCD) having a rated residual operating current not exceeding 30 mA		N/A
	The instructions state that the appliance is considered to be suitable for use in countries having a warm damp equable climate, but may also be used in other countries		N/A
11.8	The values of Table 3 are reduced by 15 K		N/A
13.2	The leakage current for class I appliances not exceeding 0,5 mA		N/A
15.3	The value of t is 37 °C		N/A
16.2	The leakage current for class I appliances not exceeding 0,5 mA (mA):		N/A
19.13	The leakage current test of 16.2 is applied in addition to the electric strength test of 16.3		N/A

<b>S</b>	<b>ANNEX S (NORMATIVE) BATTERY OPERATED APPLIANCES POWERED BY BATTERIES THAT ARE NON-RECHARGEABLE OR NOT RECHARGED IN THE APPLIANCE</b>		--
	The following modifications to this standard are applicable for battery-operated appliances where the batteries are either non-rechargeable (primary batteries), or		N/A
	rechargeable batteries (secondary batteries) that are not recharged in the appliance		N/A

IEC 60335-2-14			
Clause	Requirement + Test	Result - Remark	Verdict
5.8.1	If the supply terminals for the connection of the battery have no indication of polarity, the more unfavourable polarity is applied		N/A
5.S.101	Appliances intended for use with a battery box are tested with the battery box supplied with the appliance or with the battery box recommended in the instructions		N/A
5.S.102	Appliances are tested as motor-operated appliances.		N/A
7.1	Appliances marked with the battery voltage (V) and the polarity of the terminals, unless.....: <ul style="list-style-type: none"> <li>the polarity is irrelevant</li> </ul>		N/A
	Appliances also marked with:		--
	– name, trade mark or identification mark of the manufacturer or responsible vendor .....		N/A
	– model or type reference .....		N/A
	– IP number according to degree of protection against ingress of water, other than IPX0 ..		N/A
	– type reference of battery or batteries .....		N/A
	If relevant, the positive terminal is indicated by the symbol IEC 60417-5005 and the negative terminal by the symbol IEC 60417-5006		N/A
	If appliances use more than one battery, they are marked to indicate correct polarity connection of the batteries		N/A
7.6	Additional symbols		N/A
7.12	The instructions contain the following, as applicable: <ul style="list-style-type: none"> <li>– the types of batteries that may be used ..</li> <li>– how to remove and insert the batteries</li> <li>– non-rechargeable batteries are not to be recharged</li> <li>– rechargeable batteries are to be removed from the appliance before being charged</li> <li>– different types of batteries or new and used batteries are not to be mixed</li> <li>– batteries are to be inserted with the correct polarity</li> <li>– exhausted batteries are to be removed from the appliance and safely disposed of</li> <li>– if the appliance is to be stored unused for a long period, the batteries are removed</li> </ul>		--
			N/A
			N/A
			N/A
			N/A
			N/A
			N/A
			N/A
			N/A
			N/A

IEC 60335-2-14			
Clause	Requirement + Test	Result - Remark	Verdict
	– the supply terminals are not to be short-circuited		N/A
11.5	Appliances are supplied with the most unfavourable supply voltage between		--
	– 0,55 and 1,0 times the battery voltage, if the appliance can be used with non-rechargeable batteries		N/A
	– 0,75 and 1,0 times battery voltage, if the appliance is designed for use with rechargeable batteries only		N/A
	The values specified in Table S.101 for the internal resistance per cell of the battery is taken into account		N/A
19.1	The tests are carried out with the battery fully charged unless otherwise specified		N/A
19.13	The battery does not rupture or ignite		N/A
19.S.101	Appliances are supplied with the voltage specified in 11.5. The supply terminals having an indication of polarity are connected to the opposite polarity, unless		N/A
	such a connection is unlikely to occur due to the construction of the appliance		N/A
19.S.102	For appliances with provision for multiple batteries, one or more of the batteries are reversed and the appliance is operated, if reversal of batteries is allowed by the construction		N/A
25.5	The flexible leads or flexible cord used to connect an external battery or battery box in is connected to the appliance by a type X attachment		N/A
25.13	This requirement is not applicable to the flexible leads or flexible cord connecting external batteries or a battery box with an appliance		N/A
25.S.101	Appliances have suitable means for connection of the battery. If the type of battery is marked on the appliance, the means of connection is suitable for this type of battery		N/A
26.5	Terminal devices in an appliance for the connection of the flexible leads or flexible cord connecting an external battery or battery box are so located or shielded that there is no risk of accidental connection between supply terminals		N/A
30.2.3.2	There is no battery in the area of the vertical cylinder used for the consequential needle flame test, unless		N/A
	the battery is shielded by a barrier that meets the needle flame test of Annex E, or		N/A

IEC 60335-2-14			
Clause	Requirement + Test	Result - Remark	Verdict
	that comprises material classified as V-0 or V-1 according to IEC 60695-11-10		N/A
<b>T</b>	<b>ANNEX T (NORMATIVE) UV-C RADIATION EFFECT ON NON-METALLIC MATERIALS</b>		--
	Requirements for non-metallic materials subject to direct or reflected UV-C radiation exposure and whose mechanical and electrical properties are relied upon for compliance with the		N/A
	Does not apply to glass, ceramic and similar materials		N/A
	Tested as specified in ISO 4892-1 and ISO 4892-2, with the following modifications:		--
	Modifications to ISO 4892-1:		--
5.1.6	The UV-C emitter is a low pressure mercury lamp with a quartz envelope having a continuous spectral irradiance of 10 W/m <sup>2</sup> at 254 nm		N/A
	Subclause 5.1.6.1 and Table 1 are not applicable		N/A
5.2.4	The black-panel temperature shall be 63 °C +/- 3 °C		N/A
5.3.1	Humidification of the chamber air is specified in part 2 when necessary		N/A
9	This clause is not applicable		N/A
	Modifications to ISO 4892-2:		--
7.1	At least three test specimens are tested		N/A
	Ten samples of internal wiring is tested		N/A
7.2	The specimens are attached to the specimen holders such that they are not subject to any stress		N/A
7.3	Apparatus prepared as specified		N/A
	The test specimens and, if used, the irradiance-measuring instrument are exposed for 1 000 h		N/A
7.4	If used, a radiometer is mounted and calibrated such that it measures the irradiance at the exposed surface of the test specimen		N/A
7.5	Material properties and test methods for parts providing mechanical support or impact resistance as specified in Table T.1		N/A
	Material properties and test method for electrical insulation of internal wiring as specified in Table T.2		N/A
8	This clause is not applicable		N/A

IEC 60335_1X ATTACHMENT			
Clause	Requirement + Test	Result - Remark	Verdict
<b>ATTACHMENT TO TEST REPORT</b> <b>IEC 60335-1</b> <b>EUROPEAN GROUP DIFFERENCES AND NATIONAL DIFFERENCES</b> Household and similar electrical appliances – Safety – Part 1: GENERAL REQUIREMENTS			
<b>Differences according to</b> .....: EN 60335-1:2012 + AC:2014 + A11:2014 + A13:2017 + A1:2019 + A14:2019 + A2:2019 EN 62233:2008 + AC:2008			
<b>Attachment Form No.</b> ....: EU_GD_IEC60335_1X <b>Attachment Originator</b> .....: Nemko AS <b>Master Attachment</b> .....: 2019-09-24			
<b>Copyright © 2019 IEC System for Conformity Testing and Certification of Electrical Equipment (IECEE), Geneva, Switzerland. All rights reserved.</b>			
	<b>CENELEC COMMON MODIFICATIONS (EN)</b>		--
6.1	Delete “class 0” and “class 01”		P
7.1	Single-phase appliances to be connected to the supply mains: 230 V covered		P
	Multi-phase appliances to be connected to the supply mains: 400 V covered		N/A
7.12	The instructions include the substance of the following:		--
	- this appliance can be used by children aged from 8 years and above and persons with reduced physical, sensory or mental capabilities or lack of experience and knowledge if they have been given supervision or instruction concerning use of the appliance in a safe way and understand the hazards involved		N/A
	- children shall not play with the appliance		N/A
	- cleaning and user maintenance shall not be made by children without supervision		N/A
8.1.1	Also test probe 18 of EN 61032 is applied		P
	The appliance being in every possible position during the test, except that		P
	appliances normally used on the floor and having a mass exceeding 40 kg are not tilted		N/A
	The force on the probe in the straight position is increased to 10 N when probe 18 is used		P
	When using test probe 18 the appliance is fully assembled as in normal use without any parts removed, and		P

IEC 60335_1X ATTACHMENT			
Clause	Requirement + Test	Result - Remark	Verdict
	parts intended to be removed for user maintenance are also not removed		P
8.1.3	Instead of test probe B, test probe 18 and test probe 13, for appliances other than those of class II, test probe 41 of IEC 61032 is applied with a force not exceeding 1 N to live parts of visibly glowing heating elements, all poles of which can be disconnected by a single switching action		N/A
8.2	Compliance is checked by inspection and by applying the test probes of EN 61032 in accordance with the conditions specified in 8.1.1		P
	Test probe B and probe 18 of EN 61032 are applied to built-in appliances and fixed appliances only after installation		N/A
15.1.2	Appliances with an automatic cord reel tested with the cord in the most unfavourable position so that the reeling of the wet cord may affect electrical insulation during operation, the cord not being dried before reeling		N/A
20.2	For appliances having dangerous moving parts, due to their working function, e.g. the needle of a sewing machine, tools of kitchen machines or the blade of an electrical knife, full protection is not possible for performing their intended use		P
	When using a test probe similar to test probe B of EN 61032, having a circular stop face and applied with a force of 5N, the accessories and detachable covers are removed		P
	When using test probe 18 it is applied with a force of 2,5N on the appliance fully assembled		P
22.12	Other parts intended to be detached during use, maintenance or cleaning (e.g. batteries, battery covers, lids, attachments, steam nozzles) are not considered as parts providing a similar function as handles, knobs, grips, levers		P
22.17	The requirement is not applicable to built-in appliances		N/A
24.1	Components comply with the safety requirements specified in the relevant EN standards as far as they reasonably apply		P
	Motors are not required to comply with EN 60034-1, but tested as part of the appliance according to this standard		P
	Relays are tested as part of the appliance according to this standard		N/A

IEC 60335_1X ATTACHMENT			
Clause	Requirement + Test	Result - Remark	Verdict
	Relays may be alternatively tested to EN 60730-1 and the additional requirements in EN 60335-1		N/A
	The requirements of Clause 29 of this standard apply between live parts of components and accessible parts of the appliance		N/A
	Components may comply with the requirements for clearances and creepage distances for functional insulation as specified in the relevant component standard		P
	The requirements of 30.2 of this standard apply to parts of non-metallic material in components including parts of non-metallic material supporting current-carrying connections inside components		P
	Components that have not been tested and shown to comply with the EN standard for the relevant component are tested according to the requirements of 30.2 of this standard		P
	Components that have been tested and shown to comply with the resistance to fire requirements in the EN standard for the relevant component need not be retested provided that:		--
	- the severity specified in the component standard is not less than the severity specified in 30.2, and		P
	- the test report for the component states the values of $t_e$ and $t_i$ acc. to EN 60695-2-11		N/A
	If the above two conditions are not satisfied, the component is tested as part of the appliance		N/A
	Power electronic converter circuits are not required to comply with EN 62477-1, but tested as part of the appliance according to this standard		N/A
	Unless components have been tested and found to comply with the relevant EN standard for the number of cycles specified, they are tested in accordance with 24.1.1 to 24.1.9		N/A
	For components mentioned in 24.1.1 to 24.1.9, no additional tests specified in the relevant EN standard for the component are necessary other than those specified in 24.1.1 to 24.1.9		P
	Components that have not been tested and found to comply with the relevant EN standard, and		P
	components that are not marked or not used in accordance with their marking,		P
	are tested in accordance with the conditions occurring in the appliance, the number of samples being that required by the relevant standard		P

IEC 60335_1X ATTACHMENT			
Clause	Requirement + Test	Result - Remark	Verdict
	Lamp-holders and starter-holders that have not been tested and found to comply with the relevant EN standard are tested as a part of the appliance and additionally comply with the gauging and interchangeability requirements of the relevant EN standard under the conditions occurring in the appliance		N/A
	Where the relevant EN standard specifies these gauging and interchangeability requirements at elevated temperatures, the temperatures measured during the tests of Clause 11 are used		P
	There are no additional tests specified for nationally standardized plugs such as those detailed in IEC/TR 60083 or connectors complying with the standard sheets of EN 60320-1 and EN 60309, unless they are specifically mentioned in the text of this standard		N/A
	Plugs and socket-outlets and other connecting devices of interconnection cords are not interchangeable with plugs and socket-outlets listed in IEC/TR 60083 or IEC 60906-1, or		N/A
	with connectors and appliance inlets complying with the standard sheets of EN 60320-1, if		N/A
	direct supply to these parts from the supply mains gives rise to a hazard		N/A
	For plugs used in CENELEC countries Annex ZH applies		P
24.1.7	When the remote operation of the appliance is via a telecommunication network, the relevant standard for the telecommunication interface circuitry in the appliance is EN 41003		N/A
	Compliance with Clause 8 of this standard is not impaired by connecting the appliance to a device covered by EN 41003		N/A
24.Z1	Type S2 and S3 capacitors according to EN 60252-1 are not required to undergo the testing as required by 30.2.2 and 30.2.3.1		N/A
25.1	Plugs and pins for insertion into socket outlets follow the relevant standards sheets in Annex ZH		P
25.7	Rubber sheathed cords (60245 IEC 53) are not suitable for appliances intended to be used outdoors, or		N/A
	when they are liable to be exposed to significant amount of ultraviolet radiation		N/A

IEC 60335_1X ATTACHMENT			
Clause	Requirement + Test	Result - Remark	Verdict
25.25	Instead of IEC/TR 60083, dimensions of the pins and engagement face of plugs of appliances that are inserted into socket-outlets are in accordance with the dimensions of the relevant plug standard		P
	Common plugs and socket-outlets types in CENELEC countries as shown in Annex ZH		P
26.11	Conductors connected by soldering are not considered to be positioned or fixed so that reliance is not placed upon the soldering alone to maintain them in position,		P
	unless they are held in place near the terminals independently of the solder		N/A
29.3.Z1	Appliance constructed so that if there is a possibility of damaging the insulation during installation, the insulation withstands the scratch and penetration test of 21.2		N/A
32	Compliance regarding electromagnetic fields is checked according to EN 62233		P
Annex I, 19.1.101	The appliance is supplied at rated voltage and operated under normal operation with each of the fault conditions specified		N/A
	The duration of any of the tests is as specified in 19.7		N/A
<b>ZA</b>	<b>ANNEX ZA (NORMATIVE) SPECIAL NATIONAL CONDITIONS (EN)</b>		--
	<b>Denmark, Sweden, Norway and Finland</b>		--
7.12.8	The maximum inlet water pressure is at least 1,0 MPa .....		N/A
	<b>Norway</b>		--
19.5	The test is also applicable to appliances intended to be permanently connected to fixed wiring		N/A
	<b>Norway</b>		--
22.2	The second paragraph of this subclause, dealing with single-phase, permanently connected class I appliances having heating elements, is not applicable due to the supply system		N/A
	<b>Denmark</b>		--

IEC 60335_1X ATTACHMENT			
Clause	Requirement + Test	Result - Remark	Verdict
22.47	The maximum inlet water pressure is at least 1,0 MPa .....		N/A
	<b>Ireland and United Kingdom</b>		
25.8	In the table, the line >10 A and ≤16 A is replaced with:		--
	> 10 and ≤ 13 1,25 (1,0) <sup>b</sup>		N/A
	> 13 and ≤ 16 1,5 (1,0) <sup>b</sup>		N/A
<b>ZB</b>	<b>ANNEX ZB (INFORMATIVE) A-DEVIATIONS</b>		--
	<b>Ireland</b>		--
25.1 and 25.25	These regulations apply to all plugs for domestic use at a voltage of not less than 200 V and in general allow only plugs complying with I.S. 401:1997, or equivalent, to be fitted to domestic appliances		N/A
	<b>United Kingdom</b>		--
25.1 and 25.25	These regulations apply to all plugs for domestic use at a voltage of not less than 200 V and in general allow only plugs to BS 1363 to be fitted to domestic appliances.		P
	It also allows plugs to BS 4573 and EN 50075 to be fitted to shavers and toothbrushes		P
ZC	<b>ANNEX ZC (NORMATIVE) NORMATIVE REFERENCES TO INTERNATIONAL PUBLICATIONS WITH THEIR CORRESPONDING EUROPEAN PUBLICATIONS</b>		--
	A list of documents referred to in the text of this standard in such a way that some or all of their content constitutes requirements of this document		P
<b>ZD</b>	<b>ANNEX ZD (INFORMATIVE) IEC and CENELEC CODE DESIGNATIONS FOR FLEXIBLE CORDS</b>		--
	List of IEC and CENELEC code designations for flexible cords		P

IEC 60335_1X ATTACHMENT			
Clause	Requirement + Test	Result - Remark	Verdict
<b>ZE</b>	<b>ANNEX ZE (INFORMATIVE) SPECIFIC ADDITIONAL REQUIREMENTS FOR APPLIANCES AND MACHINES INTENDED FOR COMMERCIAL USE</b>		--
7.1	Business name and full address of the manufacturer and, where applicable, his authorized representative .....		N/A
	Model or type reference.....		N/A
	Serial number, if any		N/A
	Production year		N/A
	Designation of the appliance .....		N/A
7.12	Instructions provided with the appliance so that the appliance can be used safely		N/A
	The instructions contain at least the following information:		--
	- the business name and full address of the manufacturer and, where applicable, his authorized representative		N/A
	- model or type reference of the appliance as marked on the appliance itself, except for the serial number		N/A
	- the designation of the appliance together with its explanation in case it is given by a combination of letters and/or numbers		N/A
	- the general description of the appliance, when needed due to the complexity of the appliance		N/A
	- specific precautions required during installation, operation, adjusting, user maintenance, cleaning, repairing or moving		N/A
	- when needed drawings, diagrams, descriptions and explanations necessary for the safe use and user maintenance of the appliance		N/A
	- the possible reasonably foreseeable misuse and, whenever relevant, a warning against the effects it may have on the safe use of the appliance		N/A
	The words "Original instructions" appear on the language version(s) verified by the manufacturer or by the authorized representative		N/A
	When a translation of the original instructions has been provided by a person introducing the appliance on the market; the meaning of the sentence "Translation of the original instructions" appear in the relevant instructions delivered with the appliance		N/A

IEC 60335_1X ATTACHMENT			
Clause	Requirement + Test	Result - Remark	Verdict
	The instructions for maintenance/service to be done by specialized personnel, mandated by the manufacturer or the authorized representative may be supplied in only one Community language which the specialized personnel understand		N/A
	The instructions indicate the type and frequency of inspections and maintenance required for safe operation including the preventive maintenance measures		N/A
7.12.ZE1	If needed for specific appliances, the following information to be given:		--
	- on use, transportation, assembly, dismantling when out of service, testing or foreseeable breakdowns, if these operations have consequences on stability of the appliance in order to avoid overturning, falling or uncontrolled movements of the appliance or of its component parts		N/A
	- on how to maintain adequate mechanical stability when in use, during transportation, assembly, dismantling, scrapping and any other action involving the appliance		N/A
	- on the protective measures to be taken by the user, including, where appropriate, the personal protective equipment to be provided		N/A
	- on the operating method to be followed in the event of accident or breakdown; if a blockage is likely to occur the operating method to safely unblock the appliance		N/A
	- on the specifications on the spare parts to be used, when these affect the health and safety of the operator		N/A
	- on airborne noise emissions, determined and declared in accordance with the relevant Part 2, which includes:		--
	- the A-weighted emission sound pressure level at workstations, where this exceeds 70 dB(A)..... ;		N/A
	- where this level does not exceed 70 dB(A), this fact is indicated		N/A
	- the peak C-weighted instantaneous sound pressure value at workstations, where this exceeds 63 Pa (130 dB in relation to 20 µPa) .....		N/A
	- the A-weighted sound power level emitted by the machinery, where the A-weighted emission sound pressure level at workstations exceeds 80 dB(A)..... :		N/A

IEC 60335_1X ATTACHMENT			
Clause	Requirement + Test	Result - Remark	Verdict
7.12.ZE2	The instructions include a warning to disconnect the appliance from its power source during service and when replacing parts		N/A
	If the removal of the plug is foreseen, it is clearly indicated that the removal of the plug is such that an operator can check from any of the points to which he has access that the plug remains removed		N/A
	If this is not possible, due to the construction of the appliance or its installation, a disconnection with a locking system in the isolated position is provided		N/A
19.11.4.8	The appliance continues to operate, without causing any hazard to the user, from the same point in its operating cycle at which the voltage fluctuation occurred, or		N/A
	a manual operation is required to restart it		N/A
20.1	Appliances and their components and fittings have adequate mechanical stability during transportation, assembly, dismantling and any other action involving the appliance		N/A
20.2	Dangerous moving transmission parts safeguarded either by design or guards		N/A
	When guards are used, they are fixed guards, interlocking movable guards or protective devices		N/A
	Moving parts directly involved in the function of the appliance which cannot be made completely inaccessible fitted with:		--
	- fixed guards or interlocking movable guards preventing access to those sections of the parts that are not used in the work, and		N/A
	- adjustable guards restricting access to those sections of the moving parts where access is necessary		N/A
	Interlocking movable guards used where frequent access is required		N/A
21.1	Appliances and their components and fittings have adequate mechanical strength and is constructed to withstand such rough handling that may be expected in normal use, during transportation, assembly, dismantling, scrapping and any other action involving the appliance		N/A
22.ZE.1	For appliances provided with a seat, the seat gives adequate stability		N/A
	The distance between the seat and the control devices capable of being adapted to the operator		N/A

IEC 60335_1X ATTACHMENT			
Clause	Requirement + Test	Result - Remark	Verdict
22.ZE.2	For appliances provided with separate devices for the start and the stop functions, the stop function is unambiguously identifiable and does always override the start function		N/A
	For appliances provided with one device performing the start and the stop function, the stop function is unambiguously identifiable and does always override the start function		N/A
22.ZE.3	Appliances designed in such a way that incorrect mounting is avoided, if this can lead to an unsafe situation		N/A
	If this is not possible, information on the correct mounting is given directly on the part and/or the enclosure		N/A
22.ZE.4	Where the weight, size or shape prevents appliances from being moved manually, they are fitted with attachments for lifting gear, or		N/A
	so designed that they can be fitted with such attachments, or		N/A
	be shaped in such a way that standard lifting gear can easily be used		N/A
	Appliances to be moved manually are constructed or equipped so that they can be moved easily and safely		N/A
22.ZE.5	The fixing systems of fixed guards which prevent access to dangerous moving transmission parts only removable with the use of tools		N/A
	If such guards have to be removed by the user for routine cleaning or maintenance their fixing systems remain attached to the fixed guards or to the machine after removal		N/A
	Where possible, guards are incapable of remaining in place without their fixings		N/A
	This does not apply if, after removal of the screws, or if the component is incorrectly repositioned, the appliance becomes inoperative		N/A
	Movable guards are interlocked		N/A
	The interlocking devices prevent the start of hazardous appliance functions until the guards are fixed in their position, and give a stop command whenever they are no longer closed		N/A
	Where it is possible for an operator to reach the danger zone before the risk due to hazardous appliance functions has ceased, movable guards associated with a guard locking device in addition to an interlocking device that:		--

IEC 60335_1X ATTACHMENT			
Clause	Requirement + Test	Result - Remark	Verdict
	- prevents the start of hazardous appliance functions until the guard is closed and locked, and		N/A
	- keeps the guard closed and locked until the risk of injury from the hazardous appliance functions has ceased		N/A
	Interlocking movable guards remain attached to the appliance when open, and		N/A
	they are designed and constructed in such a way that they can be adjusted only by means of an intentional action		N/A
22.ZE.6	Interlocking movable guards designed in such a way that the absence or failure of one of their components prevents starting or stops the hazardous appliance functions		N/A
	The guard is opened to the extent needed to cause the interlocking to operate and is then closed, the number of operations being defined in the specific Part 2 .....		N/A
	After this test any defect that may be expected in normal use is applied to the interlock system, including interruption of the supply, only one defect being simulated at a time		N/A
	After these tests the interlock system is fit for further use		N/A
22.ZE.7	Adjustable guards restricting access to areas of the moving parts strictly necessary for the work are:		--
	- adjustable manually or automatically, depending on the type of work involved, and		N/A
	- readily adjustable without the use of tools		N/A
22.ZE.8	In case of interruption, re-establishment after an interruption or fluctuation in whatever manner of the power supply, the appliance does not restart		N/A
	However, automatic restarting of the operation is allowed if the appliance may continue to operate, without causing any hazard to the user, from the same point in its operating cycle at which the voltage interruption or fluctuation occurred		N/A
22.ZE.9	Appliances fitted with means to isolate them from all energy sources		N/A
	Such isolators are clearly identified, and		N/A
	they are capable of being locked if reconnection endanger persons		N/A

IEC 60335_1X ATTACHMENT			
Clause	Requirement + Test	Result - Remark	Verdict
	After the energy source is disconnected, it is possible to dissipate any energy remaining or stored in the circuits of the appliance without risk to persons		N/A
<b>ZF</b>	<b>ANNEX ZF (INFORMATIVE) CRITERIA APPLIED FOR THE ALLOCATION OF PRODUCTS COVERED BY STANDARDS IN THE EN 60335 SERIES UNDER LVD OR MD</b>		--
	List of standards under CENELEC/TC61 with the allocation under the LVD (Low Voltage Directive) or the MD (Machinery Directive)..... :	LVD	P
<b>ZG</b>	<b>ANNEX ZG (NORMATIVE) UV APPLIANCES</b>		--
	The following modifications to this standard apply to appliances having UV emitters		N/A
	This annex is not applicable to appliances covered by the scopes of IEC 60335-2-27, IEC 60335-2-59 or IEC 60335-2-109		N/A
7.12.ZG	The instructions for appliances incorporating UVC emitters include the substance of the following: WARNING — This appliance contains a UV emitter. Do not stare at the light source		N/A
32	For appliances incorporating UV emitters the manufacturer delivers a declaration providing evidence that the plastic material exposed to the radiation is UV resistant		N/A
<b>ZH</b>	<b>ANNEX ZH (INFORMATIVE) Common plug and socket-outlet types in CENELEC countries</b>		--
	In general, supply cords of single-phase appliances having a rated current not exceeding 16 A are fitted with a plug complying with the following standard sheets:		--
	- for class I appliances or class II appliances with functional earth, standard sheet EU2, EU3 or EU4 ..... :		N/A
	- for class II appliances, standard sheet EU5, EU6 or EU7..... :	EU7	P
	There are exemptions or differences in certain CENELEC countries		P
<b>ZI</b>	<b>ANNEX ZI (INFORMATIVE) Information on the application of A11:2014 to EN 60335-1:2012 CENELEC CLC/TC 61(SEC)2096A</b>		--

IEC 60335_1X ATTACHMENT			
Clause	Requirement + Test	Result - Remark	Verdict
	Clarification of the application of parts 2 in conjunction with the 2002 or 2012 version of EN 60335-1		P
<b>ZZA</b>	<b>ANNEX ZZA (INFORMATIVE) RELATIONSHIP BETWEEN THIS EUROPEAN STANDARD AND THE SAFETY OBJECTIVES OF DIRECTIVE 2014/35/EU [2014 OJ L96] AIMED TO BE COVERED</b>		--
	This standard provides one means of conforming to safety objectives of Directive 2014/35/EU		P
	When cited in the Official Journal under that Directive, compliance with the normative clauses of this standard given in Table ZZA.1 confers a presumption of conformity with the safety objectives of that Directive and associated EFTA regulations		P
	Compliance with this Part 1 when used together with the relevant Part 2 provides one means of conformity with the safety objectives		P
<b>ZZB</b>	<b>ANNEX ZZB (INFORMATIVE) RELATIONSHIP BETWEEN THIS EUROPEAN STANDARD AND THE ESSENTIAL REQUIREMENTS OF DIRECTIVE 2006/42/EC AIMED TO BE COVERED</b>		--
	This standard provides one means of conforming to essential requirements of EU Directive 2006/42/EC		N/A
	When cited in the Official Journal under that Directive, compliance with the normative clauses of this standard given in Table ZZB.1 confers a presumption of conformity with the essential requirements of that Directive and associated EFTA regulations		N/A
	Compliance with this Part 1 when used together with the relevant Part 2 provides one means of conformity with the essential health and safety requirements		N/A